

Gold Wing Road Riders Association
127346

FRIENDS FOR FUN, SAFETY, AND KNOWLEDGE



**Texas District
Chapter N2
Humble, Texas**

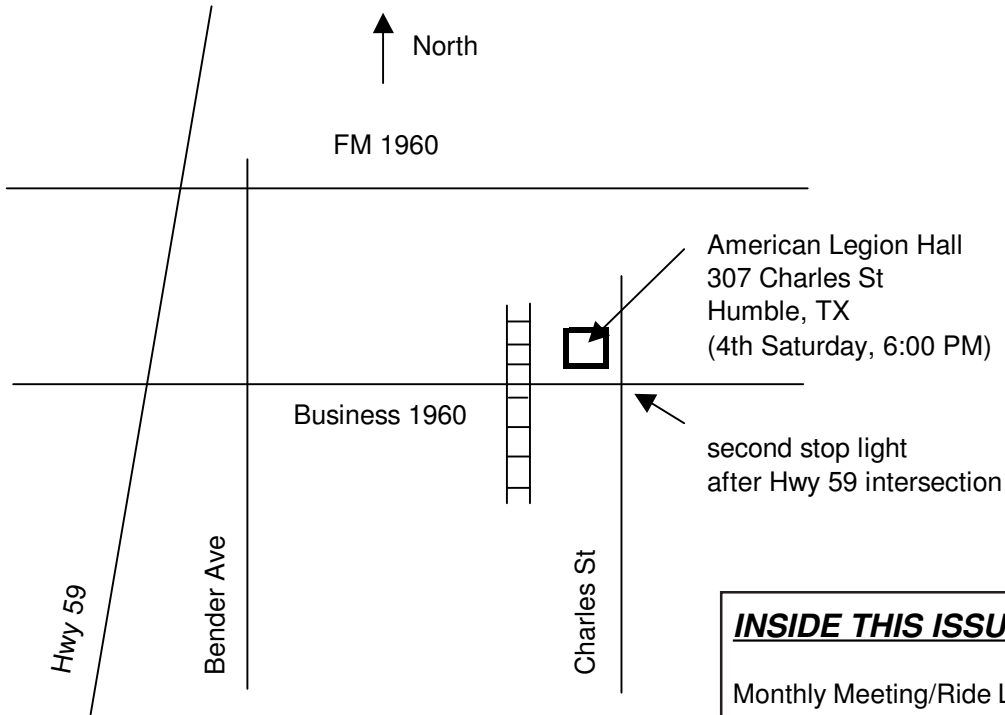
South Central Region H

The N2 Buzz

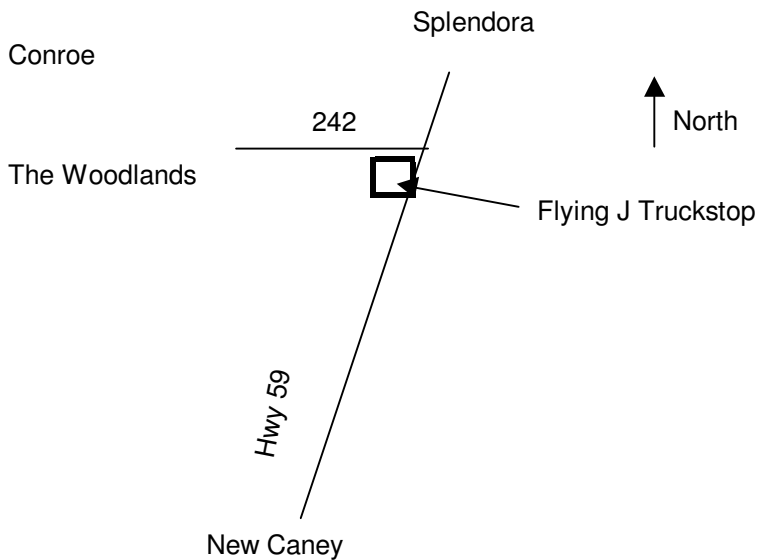


October 2011

MONTHLY MEETING PLACE



RIDE MEETING PLACE



INSIDE THIS ISSUE...

- Monthly Meeting/Ride Location Maps
- Chapter N-2 Staff
- Texas District Staff
- News from the Chapter Directors
- September Participation Report
- 2011 Couple of the Year
- Rider Education
- Milkshake Ride
- GWRRRA Announces--Passport Program
- Breast Cancer Awareness Month
- Passings...
- Halloween Hidden Word Puzzle
- October Recipes
- N2 Bee Blast
- Come Ride With Us
- By the Book
- Wednesday Night Social Dinner
- Farm Fresh Produce
- Wing Wisdom Whittles
- GWRRRA Toy Run
- This & That
- 6th Annual Texas Honor Ride
- Dates to Remember
- Texas Honor Ride to San Antonio
- Chapter Calendars
- Oklahoma Spooktacular
- Newsletter Sponsors



Chapter N2 Staff - 2011

Chapter Directors

Steve & Linda Seligman
713-305-0225
swselig@gmail.com

Treasurer

Robin Smith
832-434-2991
Rfsmith1962@gmail.com

Ride Coordinators

Randy Rainwater 281-360-4577
Mike Thacker 281-686-8892
Ricky Frazier 281-615-4386

Scrapbook Coordinators

Ricky & Karen Frazier
281-615-4386
karenf@nctv.com

Website

www.gwrra-n2-humbletx.com

MEC

Ricky & Karen Frazier
281-615-4386
karenf@nctv.com

Newsletter Editor

Sharon Rainwater
281-360-4577
wing2003ryder@yahoo.com

Sunshine Couple

Mike & Nancy Morgan
c# 832-579-6334

Camping Coordinators

Rex & Ann Nix
713-697-7692
rexnix@hotmail.com

Chapter N2 Email Address

humblechaptern2@gmail.com

Chapter Educator/MAD Coord.

Steve & Billie Fleming
832-630-2038
fleming49@yahoo.com

Phone Tree Coordinator

Shirley Rodger
281-441-7084
shirleyrodger@comcast.net

Ways N Means

Randy Rainwater
281-360-4577
rrainwater@embarqmail.com

Web Master

Brad Rodger
713-865-1353
bradrodger@comcast.net

Couple of the Year

Mike & Robin Thacker
M c#281-686-8892
R c#281-687-8548
rmwerone@yahoo.com

Texas District Staff - 2011 (Texas District Website - www.gwrra-tx.org)

District Directors

Fred & Mandy Mew
817-707-3568
txdd@gwrra-tx.org

TX District COY 2011

Dale & Carleen Garrett
254-554-4123
txcoy@gwrra-tx.org

Newsletter Editor

Mandy Mew
817-939-3568
nle@gwrra-tx.org

Vendor Coordinators

Don & Linda Holley
940-390-0873
txvc@gwrra-tx.org

Assistant Dist. Educators

Karen & Ricky Fraizer
281-615-1365
txed-asst@gwrra-tx.org

Assistant District Directors

Mark & Lynn Heene
512-814-6432
txadd@gwrra-tx.org

District Educators

Chet Roby & Maria Collins
254-718-3977
txed@gwrra-tx.org

District Trainer

Lynn Heene
512-288-4152 (h)
txtrainer@gwrra-tx.org

Dist. Admin. Support & Security

Terry McDade
817-491-2881
adminss@gwrra-tx.org

COY Coordinators

Jean & Dave Simmons
325-382-4469
coycoordinators@gwrra-tx.org

Assistant District Directors

David & Christina Vidrine
281-709-3904
txadd2@gwrra-tx.org

Membership Enhancement Coord.

Carolyn Barton
254-578-3353 (h)
txmec@gwrra-tx.org

Asst. Membr. Enhancement Coord.

Donna & Jeff Jackson
940-231-4026 (c)
asstmec@gwrra-tx.org

Dist. Treasurer

Leona McDade
940-464-0801
txtreasurer@gwrra-tx.org

Webmaster

Mark Heene
512-814-6432
webmaster@gwrra-tx.org

NEWS FROM THE CHAPTER DIRECTORS

Steve & Linda Seligman
Master Tour Rider 6748 & 6747
Chapter N2 - Humble, TX



Friends – I have to admit that when I sat down to write this month's article my brain was empty. I think

Linda and I missed September this year. We are not sure where it went. We left on Friday, September 2, for a two-week trip through Arkansas and Tennessee. The riding through the Ozark and Smoky Mountains was awesome. Oh my, the curves we rode!!! Living in Texas, we forget there are so many roads in the US that are curvy, sharp, and challenging. It seemed that everywhere we went, we were going up or down a mountain with so many twist and turns. Linda and I rode (with Steve and Billy Fleming), the Tail of the Dragon for the second time. This time we both were more relaxed. We did not have the trailer and kind of knew what to expect. There was still the excitement of 318 curves in 11 miles. I think the

most exciting thing was to see Steve and Billie's reactions at the end of the ride. The two weeks went by so fast and when we returned home it seemed the month was almost over. We missed practically all of the Chapter's September events. From what we have heard, it was a fun-filled month.

October is also going to be exciting. The Chapter is going to participate in the first Click Family Foundation ride to Brenham. The Click Family Foundation raises money for area student scholarships and also to support the Eagles Summit Ranch. The Eagles Summit Ranch offers healing to our wounded warriors. There is a ranch in Colorado and in Texas. Also this month is our Bee Blast!!! The plans are all made, the place has been reserved, the barbecue is cooking, and the fun is ready to go!!! We are all looking forward to spending some time having fun with our chapter family as well as with our brother/sister chapters. So we hope to see you all on Saturday, October 8, at Bulle Salles Park from 8 a.m. - 3 p.m.

September 2011 RIDE/EVENT PARTICIPATION REPORT

| <u>DATE</u> | <u>EVENT</u> | <u>#OF BIKES/CARS</u> | <u>#OF PARTICIPANTS</u> |
|-------------|-----------------------------|-----------------------|-------------------------|
| 9/01/2011 | Bee-Vasion of Chapter C | 4/2 | 7 |
| 9/04/2011 | Chapter Breakfast | 4 | 18 |
| 9/09/2011 | Game Night | | 10 |
| 9/11/2011 | Milkshake Ride | 5/1 | 8 |
| 9/14/2011 | Chapter Social Dinner | 1 | 16 |
| 9/15/2011 | Bee-Vasion of S2 | 4/1 | 6 |
| 9/24/2011 | Texas Honor Ride Fundraiser | 5/1 | 10 |
| 9/24/2011 | Chapter Gathering | | 29 |

2011 COUPLE OF THE YEAR

Mike & Robin Thacker
Master Tour Rider 6751 & 6162
Chapter N2 - Humble, TX



Mike and I have been busy little bees this past month. The last weekend of August several people from the Chapter

joined us in participating in the Splendora Parade and festival to honor our soldiers and to help raise money for the Wounded Warriors Program. We would like to thank everyone that came out for the parade and a special thanks to everyone who made pies and cakes for the auction. I would have never thought a pecan pie would be sold for \$100.00 and cakes for \$200.00 each. Even though the day was very HOT, they managed to raise over \$4000.00.

Mike and I had set up a horseshoe and washer tournament. We did not have that many people participate due to the heat, but we had fun watching the ones that did play. We would like to give a special thanks to everyone who stayed the day with us as we could not have done it without you guys.

Daviette had her work cut out for her as she tried to teach me to Jitterbug. She was part of the entertainment as she and Michelle played inside a large plastic ball that rolled around inside a large pool of water. It was interested to watch. As you can see, they stepped inside the plastic ball and the gentlemen running the event zipped the ball up and blew air inside the ball with a blower. After they were inside the ball, he pushed them into a pool of water and they floated and rolled around.



On a Thursday evening, September 1, Mike and I along with Ricky & Karen, Mike & Nancy, Robin, and Jerry evaded Chapter C in Baytown at their Chapter gathering. Their 2011 Couple of the Year are Margie & Charles Lyons. They could not make the gathering, so we presented the Bee Invasion Plaque to the Directors to give to them at a later date.



On September 15, we invaded Chapter S2 Gathering in League City. All their members were surprised to see all of us walk into their gathering. At this gathering, we had Ricky & Karen, Jim Hartley, and Robin join us. Their Couple of the Year, Rick & Paula Dickson, were not there due to surgery. The Chapter Directors stated that the plaque we presented to them would help with the recovery.

So far we have completed six Bee-Vasions in our surrounding area and have a few more to go. We have been to Baytown, Spring, Katy, Pasadena, Beaumont, and League City.

Hope to see ya'll at our next BEE-VASION.



Tire Safety...Steve & Billie Fleming

Chapter Educators



Your tires...Your life

Do you know that there is literally less than an inch and a half between you and disaster while riding on your bike? Most tires are not more than an inch or two thick and they are all that is between you and the road while riding. Tire maintenance and inspections need to be as much a part of riding as putting the key in the ignition.

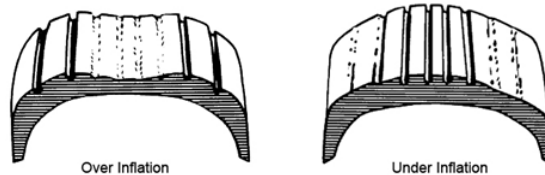
What's your PSI?

What is the recommended tire pressure for the front tire of a GL1800? The back tire? Do you know? Where can you find out? When was the last time you checked it? Too many motorcycle riders are unfamiliar with the recommended tire pressures and load limits of their machines.

I must admit that there have been too many times that I just hopped on the Wing for a little spin and did not check the pressure in my tires. But after a few close calls on back tires, I do check my pressure on a regular basis. I make it a point to always check them before a long trip and at least once a month otherwise. Be sure that you have an accurate tire gauge. I carry an Accu-gage in the bike at all times so that I can be sure of the correct pressure being in the tires. I picked mine up in Killeen at the District Convention last year but you can find them on-line as well. The \$1.97 gauges from Wally World or an auto parts place can be off as much as 5 psi.



Over inflated tires will wear out in the center while under inflated tires will wear on the outside edges. Both can cause tire failure and reduced performance.



Visual Inspections

Every time we check the air pressure we should be looking at the tires for indications of potential problems. We should inspect for cracks, cuts, tread wear and punctures. Tires will dry out and crack over time, even if they still has plenty of tread on it. Don't forget to inspect the valve stems while you are down there. I recently heard of a member in another chapter having to have his Wing trailered back to Houston after the rubber stem cracked and would not hold air. I had never given it a thought and had never had the problem personally but it just makes sense. The bolt-in stems do not need that little plastic brace so that you can inflate the tire and will last a lot longer than the rubber ones.

The rubber stem on the left may crack with time and may fail when you least expect or need it to. The metal stem on the right is what I use. I listened to the advice of another GWRRA member and had bolt-in metal stems placed on both of my tires. It is always a good idea though to replace the stems when you replace your tires.



What's a wear bar?

A wear bar is built into the tread design by the tire manufacturer to warn us when the tread life is at the end of its useful life. You could think of it as a built in depth gauge.



(Rider Educators, cont.)



The picture to the left is showing some of the various locations of these indicators. On a motorcycle tire the indicators are strategically located across the tread of the tire which will show when the tire has reached the time for replacement. Do not wait until all of the indicators are showing before you replace the tire. When the first indicator is showing, it is time to replace that tire. Riding on a tire that has gone past that safe point is flirting with disaster.

Tips for handling a tire failure while riding.

These tips come from the www.nhtsa.gov. While we hope we never need to use them, it is best to know what to do if the problem should arise. At the first sign of the loss of air pressure in your tires you should:

1. Ease off the throttle and slow down gradually.
2. Do not use the brakes. Braking, especially braking hard, will only make keeping control of your motorcycle even more difficult. If you must use some brake, apply gradual force to the brake on the good tire and ease your motorcycle to a safe stop.

Caution: Using the brake on the wheel with the bad tire can cause the tire to separate from the rim, resulting in immediate loss of control. Be aware, however, that integrated braking systems don't permit rear-brake-only applications, while linked braking systems do not allow for single-brake operation. On motorcycles with either of these two systems, braking with the good tire only may not be possible. Any braking necessary should be done very lightly and with great care. Avoid downshifting too. Like braking, this will only make your bike less stable.

3. Firmly hold on to the handlebars while keeping your arms bent. Do not "fight" the steering to correct the wobble or weave that will likely develop. Focus instead on maintaining control by keeping your motorcycle directed in as straight a line as possible until it comes to a stop.
4. Remain seated until your motorcycle has come to a full stop.
5. Once stopped, push your motorcycle as far away from the travel lanes as possible.

Winter storage

According to the National Highway Traffic Safety Administration, if you store your motorcycle during winter months, be sure to store it in a cool, dry place, out of direct sunlight and away from ozone-producing appliances (anything with an electric motor, such as a refrigerator). Additionally, your tires should not come into sustained contact with gasoline or oil. Improper storage will rapidly accelerate the normal aging process, making your tires unsafe.

As always, an ounce of prevention is worth a pound of cure. Regular tire maintenance and inspections will reduce the chance you will ever have to put these tips to use.

Until next time – Safe miles with lots of Smiles!



I used the following site for reference material in the writing of this article. There is a lot more information at this site than I could include in this article. Please see the site for more details.

<http://www.nhtsa.gov/people/injury/pedbimot/motorcycle/psimotorcycle/pages/McycleTireSafTips.htm#tireroad>

Milkshake Ride

By Ann & Rex Nix

Our ride Sunday evening, September 11, started at Flying J as usual. Rex and I were on the bike and Nathan graced us with his presence and came in his truck. John showed up next, then Ricky and Karen, and Diane and Kenny showed up not too long after that. We left Flying J and turned north onto interstate 59 for about 20 miles. We got off at Shepard and made a left turn going west. I can't remember all the roads we ended up on, but it sure was a nice ride. Even one road, at least, that no one else could remember traveling on before. And looking to the east as the sun was going down, we could see the moon coming up in all its fullness. This had become a full moon ride! All too soon we ended up at "The Hop" in Coldspring. Rex, Nathan, and I ended up having Sundaes, while everyone else got something with a bit more substance. But no matter what we got, it looked like everyone was pretty satisfied with what they selected. All too soon, again, it was time to leave and head back. The moon was very bright and lit our way back on highway 2025. It was a short ride, but was very enjoyable with the company and the temperatures were not too bad either.



GOLD WING ROAD RIDERS ASSOCIATION ANNOUNCES--PASSPORT PROGRAM

Phoenix, AZ - Gold Wing Road Riders Association (GWRRA) has announced a new program, called the "Passport Program." The Program is geared to encourage the Members of GWRRA to ride more--mainly to GWRRA Chapter gatherings, events, rallies, their Honda Dealers, vendors, etc. The Program will kick off officially in March.

Paul Hildebrand, Founder and COB of GWRRA, said, "This program will encourage more riding with our Members and also provide a vehicle for more camaraderie by having Members and providers getting together to sign/stamp their "Passports" and compare their travels!"

The Passport books have 64 pages, with 4 spaces on each page, for Members to get stamps/initials for each place they visit. GWRRA will be providing a special website for those Members who fill their Passports and send them into the GWRRA Home Office.

To capture those special travel moments, use this Passport when you go to GWRRA Events or Wing Ding. At each Event or Wing Ding (at any GWRRA booth), the Chapter Director, District Director or Region Director will apply a special stamp or initials (one per event) to recognize your attendance. After completing the entire Passport, send it to the Home Office by December 31, 2011, for a chance to win a prize. The winners will be chosen randomly from all entrants.

Mr. Hildebrand goes on to state that "I am looking forward to seeing this Program bring *riding and camaraderie* back to the forefront of GWRRA!" GWRRA will support this Program through editorials in *Wing World* magazine; our FREE monthly e-Newsletter, *Wingin' It*; and electronic media through our websites.

Founded in 1977, the Gold Wing Road Riders Association is the largest single marquee motorcycle organization in the world, with 72,000 Members in 52 countries. Our motto is "Friends for FUN, Safety and Knowledge." The Home Office is at 21423 North 11th Avenue, Phoenix, AZ 85027, the phone number is 800-843-9460 or 623-581-2500 and the website is www.gwrro.org. For this and other news, refer to the GWRRA Home Page at www.gwrro.org

OCTOBER

Breast cancer awareness month.



Not gloom.

Not doom.

Facts, information, and hope.

Awareness.

www.nbcam.org



PASSINGS...

To *Paul & Mari Rich* on the loss of her brother, **Jim**, after an extended battle with cancer.

A dear chapter member of N2, **Leo Hannon**, passed away on September 20 after an extended battle with cancer. Many of us have fond memories of our time shared with Leo and also his love, Sandy. Leo always had good stories to tell about his years of motorcycling. With his dry sense of humor and crooked, but endearing smile, he will surely be missed!



To *Sharon & Randy Rainwater* on the loss of Sharon's cousin, **Sandy**, after an extended battle with cancer. She was 53 years old.

CANCER STINKS!!!

HALLOWEEN HIDDEN WORD PUZZLE



D U I V W B A A E R T R E A T S B V H
 E G O A E R H G E E N O T S B M O T A
 W I N D D O W L S D W Y N F X C V T L
 U N I F F O C Q H A U N T E D O M P L
 I E L I O M W B E N Y K O O P S O E O
 P A B W P B G E C A S G H O S T C T W
 L P O C P C A R E V T M N G I U S R E
 A U G A R U E E A T D F K O R M S I N
 S M C N E E V M V V M J N H G E D C S
 Y P S D P S P D E B E W W N N E R K E
 R K E Y N I T A F N E E W O L L A H L
 A I I U R T Y D A P T S B A R N C L O
 T N P E M M V B S G A A F E H A U T S
 E U O E M F E E C C E T R R C K L U K
 M R E U N M U R A H J E I Y S J A I E
 E E M O N S T E R S E V G B R W J Y L
 C R F O Y F C D Y S C A H E Y I T H T
 B T G S P I R I T S F R T M P I Y F O
 N G K U I E R P W I N E E E A R T E N
 M W I T C H T S G R O A N E P R Y R D
 H A L L O W L V B N T Y M S C A E C L
 G T Y I G H O S D U M J D E A H A Y H



ANSWERS:

| | | |
|-----------|---------|-----------|
| HALLOWEEN | GHOST | POTION |
| BONES | GOBLIN | PUMPKIN |
| BROOM | GRAVE | SCARY |
| CEMETARY | GROAN | SCREECH |
| COFFIN | VAMPIRE | SKELTON |
| COSTUME | HAUNTED | SKULL |
| CREEPY | MONSTER | SPIDER |
| DRACULA | MUMMY | SPIRITS |
| FRIGHTEN | OWL | SPOOKY |
| TRICK | TREAT | TOMBSTONE |
| WEB | WITCH | CANDY |

October recipes taken from www.recipe4living.com

JACK-O-LANTERN CHEESE BALL

| | |
|--------------------------------------|---|
| 2 c. shredded cheddar cheese | 1/4 tsp. ground nutmeg |
| 4 oz. package cream cheese, softened | 1 pretzel rod, broken in half |
| 1/4 c. solid pack pumpkin | Decorations: Dark rye bread, red pepper, black olive slices, parsley sprigs |
| 1/2 c. pineapple preserves | Assorted crackers |
| 1/4 tsp. ground allspice | |

Beat cheeses, pumpkin, preserves, and spices in a medium bowl until smooth. Cover and refrigerate 2 - 3 hours or until cheese is firm enough to shape. Shape mixture into a round pumpkin; place on serving plate. Using knife, score vertical lines down pumpkin. Place pretzel rod in top for stem. Cut 2 small triangles for the eyes. Small triangle of red pepper for nose. Slice olives slices in half for the mouth. Cover loosely; refrigerate until serving time. Serve with crackers.

EGGPLANT MOZZARELLA

| | |
|-------------------------------------|---|
| 1/2 c. chopped green onion | 1 egg white, slightly beaten |
| 1/2 c. sliced mushrooms | 1 T. water |
| 1/4 c. water | 1/2 c. all-purpose flour |
| 2 c. spaghetti sauce | 1 tsp. olive oil |
| 1/2 tsp. salt | 1 c. low-fat cottage cheese |
| 1 small eggplant, peeled and sliced | 1 c. shredded low-fat mozzarella cheese (4 oz.) |

Preheat oven to 350 degrees. In a large saucepan over low heat, cook green onion and mushrooms in 1/4 cup water, until tender. Add spaghetti sauce; bring to a boil. Reduce heat; simmer 20 to 25 minutes. Sprinkle salt over sliced eggplant; set aside to drain about 10 minutes. In a shallow bowl, beat egg white and water together. Dip eggplant in egg mixture, then into flour. In a large non-stick skillet, heat a few drops of oil over medium heat. Add eggplant slices and cook until browned, turning once; drain on paper towel. Continue until all slices are cooked. In a 13 x 9-inch casserole, spread about 1/2 cup sauce. Add a layer of eggplant, top with 1/2 cup cottage cheese and more sauce. Repeat until all ingredients are used, ending with sauce. Sprinkle with mozzarella cheese. Bake uncovered 30 minutes. Let stand 5 minutes before serving. Yield: 9 servings

APPLE CARAMEL CAKE

Cake:

| | |
|------------------------|---|
| 2 c. all purpose flour | 1 1/2 c. granulated sugar |
| 1 tsp. salt | 3 large eggs |
| 1 tsp. baking soda | 1 1/2 tsp. vanilla extract |
| 1 tsp. ground cinnamon | 2 tart apples, such as Granny Smith, peeled, cored, and cut into 1/2 inch chunks (about 3 C.) |
| 3/4 c. vegetable oil | 1 c. chopped pecans |

Caramel Glaze:

| | |
|---------------------------------------|---------------------------------------|
| 1/2 c. butter or margarine | 1/4 c. milk |
| 1 c. light brown sugar, firmly packed | Softly whipped heavy cream (optional) |

Heat oven to 350 degrees. Grease 13x9x2 inch baking pan. In medium size bowl, stir flour, salt, baking soda, and cinnamon to mix well; set aside. In large bowl, with electric mixer at medium speed, beat oil, granulated sugar, eggs, and vanilla 3 minutes. Stir in flour mixture just until moistened; fold in apples and pecans. Spoon batter into prepared pan. Bake 50 - 55 minutes until wooden pick inserted in center comes out clean. Remove from oven; set cake, in pan, on wire rack. In 1 quart saucepan over medium high heat, bring butter, brown sugar, and milk to boil, stirring until sugar melts; boil 1 minute. Spoon half of glaze over arm cake, setting remainder aside; let cake stand 5 minutes. Cut warm cake into 3x2 inch pieces; serve accompanied by remaining glaze and, if desired, whipped cream sprinkled with cinnamon. Yield: 18 servings

N2 FUN



Bee Blast!



**Chapter N2 is having a convention
At Bull Sallas Park**

Silent Auction

21679 McCleskey Rd.

New Caney, TX

Saturday, October 8, 2011

10 AM—3 PM

Food



Registration on site

\$15 per person


Includes lunch and
Bike show



Games

Prizes

**People's Choice
Bike Show**



McCleskey Rd is approximately 1/2 mile south of FM 1485 on US 59—turn right on McCleskey to Bull Sallas Park.



Don't forget to get your passports stamped!

COME RIDE WITH US



GOLDWING ROAD RIDERS ASSOCIATION



CHAPTER N2 - HUMBLE, TEXAS

FRIENDS FOR FUN, SAFETY, AND KNOWLEDGE


We ride Goldwings and other motorcycles and enjoy riding safely and having fun. We schedule several rides each month (*weather permitting*) and meet monthly at the American Legion Hall (307 Charles Street, Humble, TX 77336). Our meeting date/time is the 4th Saturday of each month at 6:00 p.m. Visit our website at www.gwr-ra-n2-humbletx.com.

MY NAME IS: _____

CONTACT US AT: _____ EMAIL: _____

By the Book

By Steve & Carolyn Cotton, Region H Trainers



The “By the Book” articles are intended to help familiarize GWRRA Volunteer Leaders and Members with the policies, procedures, and information contained in the GWRRA Officer’s Handbook (OHB). A copy of the Officer’s Handbook can be found at www.gwrra.org - Click on the Officer Connection tab at the bottom of the page; then select Officer’s Handbook in the upper right hand corner. Please feel free to reprint these articles in Region, District, or Chapter newsletters.

Thanks to John Simonick (former Texas District Director and District Trainer,) for the inspiration to write this month’s article based on ideas he wrote in September 2003. Revisions have been made to keep it current.

Delegation

A few months ago (in the April 2011 “By the Book”), I discussed the traits of an exceptional Chapter Director (or District or Region Director). One topic that is worthy of a more in-depth look is **delegation**. We are all aware of the concept, and the general approach of how this works. Let’s discuss delegation a little deeper.

When we decide to delegate, we typically approach it from the realization that we cannot “do it all” ourselves. So, we select things that need to be done – and choose people that we think will be successful in doing those tasks. We try to use all that we’ve learned about delegation and human interaction to get someone else to absorb those tasks. We “ask” them, rather than “tell” them; we compliment them on their skills or talents, let them know how we depend on them, and thank them for their commitment and dedication. When a member of my team approached me with an idea, it was an opening for me to delegate that task to them, because they have already “bought in” to that idea as being good, and they feel an ownership to see it is done. All of this is appropriate (assuming it is sincere), but let’s back up a few steps to the **WHY** we delegate.

*There are more good reasons to delegate than just sharing the workload. What about **development**? Skillful delegation can assist in developing other individuals to become more skilled at a particular task, or to assume more responsibility in the future – like becoming the ACD or CD! If these Members are already a part of your team, use them – that is why they assumed that position on your team, so give them some things to do! The common pitfall is “we can probably do it better and/or faster ourselves”. But, this is only true because we were afforded the opportunity at some point to better ourselves. The person that afforded us the opportunity was probably better and faster than we were, but did so for our development. So how can we expect someone to get “as good as we are” if we never give that person the chance?*

There is a risk to delegating for development, however. Delegation for development must be accompanied with the appropriate amount of oversight and guidance. The less experience someone has, the more oversight and assistance we should be ready to provide. If we don’t provide the appropriate assistance and guidance, especially the first time someone attempts something new, we might unknowingly be setting them up for failure. We must remember, however, *not to “take over”!* Let them be responsible for their assignment. The second time this person is assigned that same task, we may only need to be a “consultant” to them. After executing this task a few times, this person will become quite skilled. We need to entrust this person with the task (i.e., **let go**), but be there to help to the degree required.

(By the Book, cont.)

A final thought on delegation. There is satisfaction associated with accomplishment. People are typically willing to contribute in an area where they already have skills because they are certain that they will be successful, and hence realize the accomplishment. What if someone is willing to help, but we don't know what his/her skills are? Simple – we can let them choose what is “delegated to them” as it supports our objectives. Then we can use delegation in the best way possible – to **provide satisfaction** to others. A successful Director may not actually do many tangible things herself or himself, but they will be developing their team and providing satisfaction while “doing very little”.

In summary, use your team to help you as the Director meet all the objectives for our Members. By doing that, it will also be helpful to you by preventing your own “burn out”, while sharing responsibility and preparing your team for future teamwork.

Learn Something New...Then Teach Someone!



**CHAPTER N2 MONTHLY
WEDNESDAY NIGHT SOCIAL DINNER
6:30 p.m.**

| | |
|--|------------------------------------|
| OCT | <i>Rex & Ann Nix</i> |
| Wed., October 12 - (Miller's Cafe, 3830 N. Shepherd, Houston 77018 - 713-699-2947) | |
| NOV | <i>Jim & Lynn Flournoy</i> |
| DEC | <i>David & Cathy Southwell</i> |

ALTERNATES: Gary & Stormy Young, Paul & Mari Rich, Rex & Ann Nix



Kingwood Produce

Loop 494 (across from Second Baptist Church)
10 am - 6 pm - *Monday - Saturday*
10 am - 2 pm - *Sunday*

The produce order is picked up each morning from Atkinson Farm in Spring, TX and delivered to their location in Kingwood.

Kingwood Farmer's Market

Thursdays

3:00 p.m. - 7:00 p.m.

Town Center Park in Kingwood

Vendors have fresh produce, flowers, breads and baked goods, fruits, homemade items, and more.

ATTENTION CHAPTER MEMBERS...

The Gold Book Update Deadline is *Thursday, October 20*. If a participant needs to make changes to their listing, they need to contact National. The number is located near the front of the Wing World magazine.



Wing Wisdom Whittles

October 2011

Prepared by Steve & Carolyn Cotton, Region H Trainers



“Whittles” articles are intended to provide information that can be presented by chapter members at monthly gatherings to help promote the Leadership Training Program. The hope is that chapters will enlist members to share the information to make it a FUN and interesting new experience.



Great Possibilities

Stop for a moment and think. Think of all the things you have going for you today. Sure, you have your challenges and difficulties (they always have a way of demanding your attention!). Look past them for a moment, though. Remember that life, on the whole, is actually quite good.

You live in a world that is bursting with opportunities, at a fascinating time in history when knowledge is expanding faster every day. You're able to get things accomplished. You can think, you can take action, and you can turn the challenges and obstacles into opportunities.

You can be creative. You can have compassion. You can make a difference. The world around you is filled with beauty, energy, and possibilities. You are alive to experience it all – to follow the very best of those possibilities.


Robert Frost once said, “The best way out is always through”. Though setbacks are an inevitable part of making progress, nothing can hold you down for long when you keep in mind all the great things you have going for you right now.

And speaking of great things, consider “Hugging”. Hugging is healthy: It helps the body's immune system, it keeps you healthier, it cures depression, it reduces stress, it induces sleep, it's invigorating, it rejuvenating, it has no unpleasant side effects, and hugging is nothing less than a miracle drug.

Hugging is all-natural: It is organic, naturally sweet, no pesticides, no preservatives, no artificial ingredients, and 100% wholesome.

Hugging is practically perfect: There are no movable parts, no batteries to wear out, no periodic checkups, low energy consumption, inflation-proof, non-fattening, no monthly payments, no insurance requirements, theft-proof, non-taxable, non-polluting and, of course, fully returnable.

Have a happy life – the joy is in the journey.



21st Annual
Northwest Houston Foster Children
QWRRA Toy Run

Sunday, December 18, 2011
Join us in helping the foster kids
of North Houston

Sheraton Hotel, JFK Blvd.
Bush Intercontinental Airport

Decorated motorcycle judging at 12 noon
Parade starts at 12:45 p.m. sharp
Deerbrook Mall, Humble, TX (Macy's side of the mall)

Meals provided for children, foster parents, and
entertainers only.

For more information call:
Marshall LeGard @ 281-550-5338



CLICK FAMILY FOUNDATION RIDE

to Yonger Way Farm
(5500 Hwy. 105, Brenham, TX 77833)
Saturday, October 1

Registration begins at 7:30 a.m. at Grand Parkway Church (22255 FM 1314). Kickstands up at 9:00 a.m. The ride benefits local students with \$1000 scholarships and provides direct aid to Eagle's Summit Ranch in Colorado. The day offers great fun, door prizes, and BBQ lunch.

**Chapter Breakfast
@ Skeeter's**

Sunday, October 2
9:00 a.m.

N2 BEE BLAST SETUP

Friday, October 7
2:00 p.m.



Bull Sallas Park

(21679 McClesky Rd., New Caney)

Be sure to call *Linda* at 281-844-6207 or *Billie* at 832-630-2293 before coming to help with the setup.

**N2 BEE BLAST**

Saturday, October 8
10:00 a.m. - 3:00 p.m.

Bull Sallas Park

(21679 McClesky Rd., New Caney)

Registration on site is \$15 per person, which includes BBQ lunch and bike show. There will be a silent auction, food, games, prizes, and a bike show. Come join us for a fun filled day. Workers need to arrive at 8:00 a.m. for set-up.

**AMERICAN LEGION HALL
FUNDRAISER DINNER**

Saturday, October 8
3:00 p.m. - 7:00 p.m.

Come enjoy a BBQ plate and help a great cause!

Social Dinner

Wednesday, October 12
6:30 p.m. (new time)



Rex & Ann Nix have chosen (Miller's Cafe - 3830 N. Shephard, Houston 77018 - 713-699-2947) for October's Social Dinner. Ya'll come.

Keller Williams Friday Night Concert

King's Harbor on Lake Houston Pkwy.
Friday, October 21
6:00 p.m. - 9:00 p.m.



Free concert hosted by Keller Williams Realty Northeast featuring Leroy Thomas & The Zydeco Roadrunners.

**"BREAKFAST" RIDE
TO MONTGOMERY**

Saturday, October 22
Details to be announced.

**Chapter Gathering**

Saturday, October 22
6:00 p.m.



American Legion Hall

(307 Charles Street, Humble, TX 77338)

Come join us for our monthly chapter gathering and **Halloween potluck**. Bring a dish to share. Costumes are encouraged.

OKLAHOMA DISTRICT CONVENTION

McAlester, OK
10/27 - 10/29

Meeting at Flying J @ 6:00 a.m. for breakfast at Denny's. Kickstands up at 7:00 a.m. Steve Fleming will be leading the ride.

CAMPOUT @ WOLF CREEK PARK

in Livingston, TX
10/28 - 10/29



Spots 68A and 68B

See *Rex Nix* for more details.

September 24, 2011



The **6th Annual Texas Honor Ride Fundraiser and Ride**, held Saturday, September 24, 2011, at the West Conroe Baptist Church, was a HUGE success. More than 300 motorcycles, the largest number of bikes to date, went on the annual September Ride, escorted by 42 Law Enforcement Officers, on a 75 mile Ride through the National Forest and surrounding area. Several of our VIP guests (Wounded Heroes, their wives and their Moms) mounted up and went on the Ride with THR Volunteers.

On their return to the church, the riders enjoyed a BBQ meal, Houston Frisbee Dogs, Vendors, the US Army's Apache Helicopter, the Collins Foundation's Huey (which was taking folks for rides), the Warriors' Choice Car & Bike Show, and perhaps the most successful Live and Silent Auctions to date.

Attendance (by motorcyclists and non-motorcyclists) was estimated at over 1,000.

Our thanks to all of the West Conroe Baptist Church, riders, donors, law enforcement, EMTs, pilots, and volunteers who made this a great day!



SECRET SISTER REVEAL

Tuesday, November 1

6:30 p.m.

Mari Rich's house

(11058 Spring Lane, Cleveland 77328)



Ladies...next month we will reveal the name of the person we've had for the last few months. Mari is hosting our reveal and dinner. Do you know who has your name? Come see if you guessed correctly.

DATES TO REMEMBER...

2011

| | |
|--------------|--|
| 10/1 | Chapter T - T-Fest - Killeen, TX |
| *10/8 | Chapter N2 - Bee Blast - Humble, TX* |
| 10/15 | Chapter U - Hallow Wings - San Antonio, TX |
| 10/27 | Oklahoma District Convention - McAlester, OK |



Texas Honor Ride
to Brook Army Hospital
Saturday, November 12
San Antonio, TX

There was interest in going to Gruene for dinner after the event and then spending the night in San Marcos. We have made reservations at the Days Inn on I-35 in San Marcos. If you book a room through the GWRRA website, a king bed room is \$64.35 for the night. Just go to GWRRA.org, click on Benefits and then click on Hotels & Travel. Enter San Marcos and click on Days Inn. Then once in Days Inn website, you can make the reservation.

**GWRRA CHAPTER N2
HUMBLE, TEXAS
October 2011**

| SUNDAY | MONDAY | TUESDAY | WEDNESDAY | THURSDAY | FRIDAY | SATURDAY |
|--|---------------------|---------|---|---|-----------------------------------|---|
| 30 | <i>Halloween</i> | | | | | Click Foundation Ride to Brenham Cathy Southwell Register 7:30 a.m. KSU 9:00 a.m. Grand Parkway Church 22255 FM 1314 Porter |
| Breakfast @ Skeeter's 9:00 a.m. 4121 West Lake Houston Drive | | | | | N2 Bee Blast Setup 2:00 p.m. | N2 Bee Blast 10:00 a.m. - 3:00 p.m. Bull Sallas Park 21679 McClesky Rd New Caney Workers arrive 8:00 a.m. American Legion Hall fundraiser dinner 3-7 |
| 2 | 3 | 4 | 5 | 6 | 7 | 8 |
| | <i>Columbus Day</i> | | Social Dinner Nix's Millers Café 3830 N. Shepherd 6:30 p.m. | | | U Hallow-Wings |
| 9 | 10 | 11 | 12 | 13 | 14 | 15 |
| | | | | | | Breakfast Ride to Montgomery More details to come |
| | | | | | | Chapter Gathering American Legion Hall 6:00 p.m. Halloween Potluck |
| 16 | 17 | 18 | 19 | 20 | 21 | 22 |
| | | | | Oklahoma District Convention McAlester, OK | | |
| | | | | Flying J 6:00 a.m. | Campout - Nix | |
| | | | | breakfast Denny's 7:00 a.m. KSU Fleming | Wolf Creek Park - spots 68A & 68B | |
| 23 | 24 | 25 | 26 | 27 | 28 | 29 |


Birthdays

| | |
|---------------|-------|
| Marie Rich | 10/10 |
| Steve Fleming | 10/14 |
| Lynn Flournoy | 10/29 |

Anniversaries

| | |
|-----------------------|-------|
| Brad & Shirley Rodger | 10/22 |
|-----------------------|-------|

**GWRRA CHAPTER N2
HUMBLE, TEXAS
November 2011**

| SUNDAY | MONDAY | TUESDAY | WEDNESDAY | THURSDAY | FRIDAY | SATURDAY |
|---|--------|--|-----------------------------|---|--|--|
| | | Secret Sister Reveal Mari Rich 6:30 p.m. | | | Game Night American Legion Hall 6:00 p.m.  | |
| | | 1 | 2 | 3 | 4 | 5 |
| Daylight Saving Time ends Breakfast @ Hot Spot Diner 9:00 a.m. 20669 West Lake Houston Pkwy | | | | | | Texas Honor Ride San Antonio |
| 6 | 7 | 8 | 9 | 10 | 11 | 12 |
| | | | Social Dinner Flournoy's | Christmas card pickup Chapter G meeting | | Chapter Gathering American Legion Hall 6:00 p.m. |
| 13 | 14 | 15 | 16 | 17 | 18 | 19 |
| | | | | Campout - Lake Livingston Park - Hercules Club Loop | | |
| | | | | Thanksgiving Day | Contact Rex Nix | |
| 20 | 21 | 22 | 23 | | 24 | 25 |
| 27 | 28 | 29 | 30 | | | |

Birthdays

| | |
|--------------------|-------|
| Linda Stich | 11/5 |
| Daviette Slaughter | 11/12 |
| Tom Maynard | 11/20 |
| Randy Rainwater | 11/29 |

Anniversaries

| | |
|-------------------------|------|
| Michael & Suzanne Elrod | 11/6 |
|-------------------------|------|



GWRRA OKLAHOMA DISTRICT CONVENTION

"OKLAHOMA SPOOKTACULAR"

SOUTHEAST EXPO, MCALESTER, OKLAHOMA

October 27th - 28th, 2011

Night Creature Ball - Thursday, October 27th at 7 P.M.



MUST PRE-REGISTER BY OCTOBER 8TH, 2011
 MEAL TICKETS FOR PRE-REGISTERED ONLY (All ages must pay for meal tickets)

REGISTRATION FORM

| DESCRIPTION | QTY | PRICE (each) |
|--|-----|---------------|
| GWRRA Member | | \$25.00 |
| GWRRA Member (On Site) | | \$30.00 |
| GWRRA Life Member - (20+ Years) | | \$17.50 |
| GWRRA Life Member - (20+ Years) (On Site) | | \$20.00 |
| Non GWRRA Member | | \$30.00 |
| Non GWRRA Member (On Site) | | \$35.00 |
| Meal Tickets (must purchase one per person regardless of age) | | \$5.00 |

NO MEAL TICKETS WILL BE SOLD ON SITE

| | | |
|---|--|--------------|
| CPR - Friday | | \$10.00 |
| First Aid - Friday | | \$10.00 |
| CPR - Saturday | | \$10.00 |
| First Aid - Saturday | | \$10.00 |
| <small>Kids 12 and under can attend rally FREE You must purchase a meal ticket for each person regardless of age.</small> | | TOTAL |

LEVEL IV BREAKFAST FOR LEVEL IV ONLY **FREE**
 MUST BE CURRENT BY OCT. 8TH, 2011
 RIDER LEVEL IV# _____ CO-RIDER LEVEL IV# _____

Rider Name: _____ GWRRA # _____ AGE: _____
 Co-Rider: _____ GWRRA # _____ AGE: _____
 Additional Family Member: _____ GWRRA # _____ AGE: _____
 Additional Family Member: _____ GWRRA # _____ AGE: _____
 Address: _____
 City: _____ State: _____ Zip: _____
 Phone: _____
 DISTRICT _____ CHAPTER _____ REGION _____
 E-Mail Address: _____

I/We agree to hold harmless the GWRRA, co-sponsoring organization, and any property owners for any loss or injury to self or property to which I/We may become involved by reason of participation in this convention. I/We also agree to assume responsibility for any property which I/We knowingly damage.

Rider: _____ Date: _____
 Co-Rider: _____ Date: _____

MAKE CHECKS PAYABLE TO: OKLAHOMA DISTRICT

MAIL TO: BILL GRAY
 1820 W. KENT PL.
 BROKEN ARROW, OK 74012



Did you find your GWRRA number? Keep looking!

"N2" Apparel

Yellow polo shirts (summer) with logo: \$17.00

Yellow/black polo shirts with logo: \$25.00

Grey T-shirts with logo:

Short sleeve \$10.00

Long sleeve \$12.00

Yellow T-shirts with logo short sleeve \$10.00

Black denim vests \$25.00

"Humble Bumble" Bears \$3.00

Contact Randy or Sharon Rainwater

BARNETT CYCLE CARGO TRAILERS

Jerry Barnett

24696 Marks Rd.
Splendora, TX

713-201-5090

Bear1947@Juno.com

TEXAS CYCLE CHROME



Wing and Cruiser Accessory Headquarters

Chrome, Safety, Convenience and Maintenance Items

713-983-8700 or 866-983-8701

17352 Northwest Freeway, Houston, TX 77040


10:00AM - 6:00PM Monday - Friday / 12:00PM - 5:00PM Saturday / Closed Sunday

www.texascyclechrome.com

If you know of someone who would like to advertise their product in our monthly newsletter, please get the information to Linda Seligman.



Scentsy
Scentsy Wickless Candles
Becky Nicholds~281-414-9530
E-Mail: halfpt101@aol.com
Web: www.beckyn.scentsy.us



change or
for a full refund.

To place an
order, please contact:

Robin Mueller
713.306.0401
www.youravon.com/robinmueller

AVON

AVON
Foundation
for Women

AVON
FOR
WOMEN

Photo of "Nesse" Dorian by:
www.willdoverphotos.com



stretch
and
store



TUPPERWARE

Gloria Jean Lee
713-733-5789
www.my.tupperware.com/gloriajeanlee

WILD WEST HONDA

22515 KATY FRWY.
KATY, TX. 77450

SALES: 281.392.8850
SERVICE: 281.3928940



BOB LUNSFORD'S

Northwest Honda

HONDA

COME SEE THE NEW GOLDWING

YOUR ONE STOP HONDA SHOP

| | |
|--------------------------------|----------------------|
| SALES | (281)447-3476 |
| PARTS & ACCESSORIES | (281)447-6337 |
| SERVICE | (281)447-0316 |

10102 NORTH FREEWAY, I-45 AT WEST

