

Gold Wing Road Riders Association

FRIENDS FOR FUN, SAFETY, AND KNOWLEDGE



**Texas District
Chapter N2
Humble, Texas**

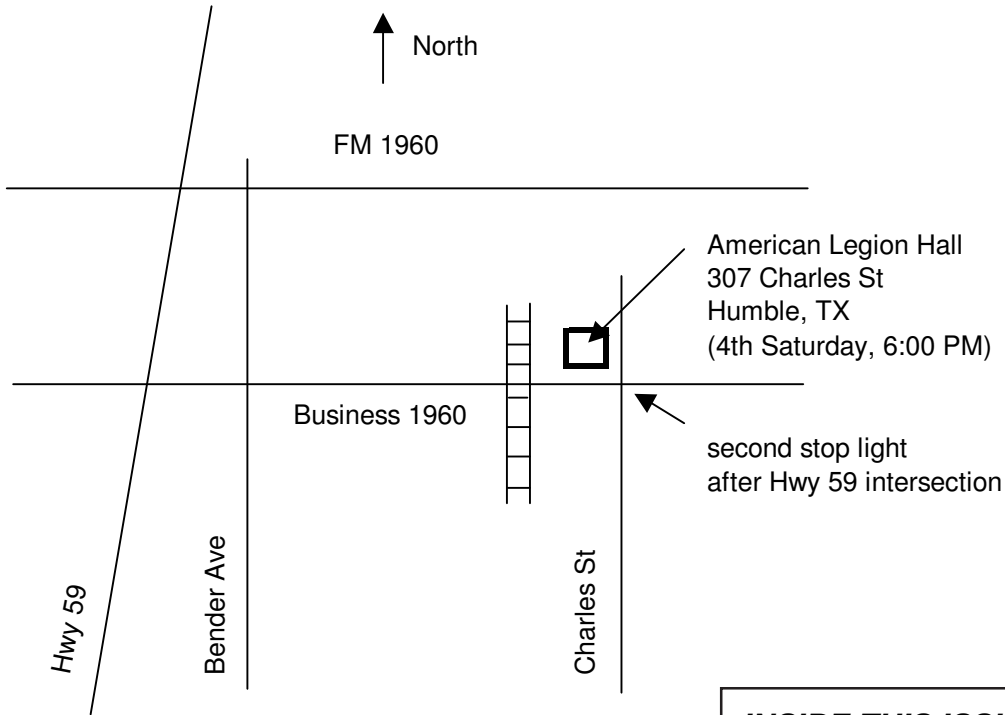
South Central Region H

The N2 Buzz

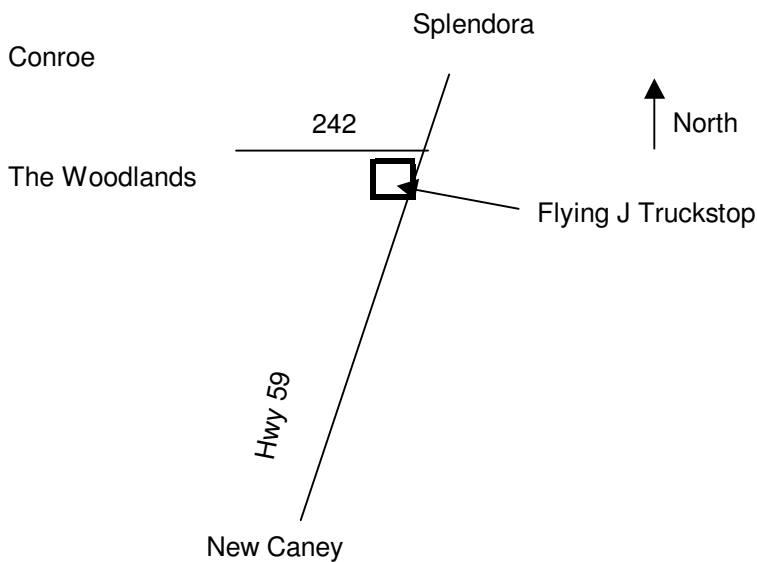


May 2011

MONTHLY MEETING PLACE



RIDE MEETING PLACE



INSIDE THIS ISSUE...

- Monthly Meeting/Ride Location Maps
- Chapter N-2 Staff
- Texas District Staff
- News from the Chapter Directors
- April Participation Report
- 2011 Couple of the Year
- Rider Education
- Bluebonnet Ride
- Secret Sister Reveal
- Left Behind Ride
- Ladies Day Out
- Kudos to...
- The Ride to the Purple Pig Cafe
- The Picnic Lunch Ride
- GWRRA Announces--Passport Program
- Wednesday Night Social Dinner
- Wing Wisdom Whittles
- Come Ride With Us
- 19th Annual Houston Ride for Kids
- Dates to Remember
- This & That
- Win A 4-Day Premium Cruise
- Chapter Calendars
- Newsletter Sponsors



Chapter N2 Staff - 2011

Chapter Directors

Steve & Linda Seligman
713-305-0225
swselig@gmail.com

Treasurer

Robin Smith
832-434-2991
Rfsmith1962@gmail.com

Ride Coordinators

Randy Rainwater 281-360-4577
Mike Thacker 281-686-8892
Ricky Frazier 281-615-4386

Scrapbook Coordinators

Ricky & Karen Frazier
281-615-4386
karenf@nctv.com

Website

www.gwrra-n2-humbletx.com

MEC

Ricky & Karen Frazier
281-615-4386
karenf@nctv.com

Newsletter Editor

Sharon Rainwater
281-360-4577
rainwatersharon@yahoo.com

Sunshine Couple

Mike & Nancy Morgan
c# 832-579-6334

Camping Coordinators

Rex & Ann Nix
713-697-7692
rexnix@hotmail.com

Chapter N2 Email Address

humblechaptern2@gmail.com

Chapter Educator/MAD Coord.

Steve & Billie Fleming
832-630-2038
fleming49@yahoo.com

Phone Tree Coordinator

Shirley Rodger
281-441-7084
shirleyrodger@comcast.net

Ways N Means

Randy Rainwater
281-360-4577
rrainwater@embarqmail.com

Web Master

Brad Rodger
713-865-1353
bradrodger@comcast.net

Couple of the Year

Mike & Robin Thacker
M c#281-686-8892
R c#281-687-8548
rmwerone@yahoo.com

Texas District Staff - 2011

District Directors

Fred & Mandy Mew
817-707-3568
txdd@gwrra-tx.org

TX District COY 2010

Dave & Jean Simmons
325-382-4469
txcoy@gwrra-tx.org

Newsletter Editor

Mandy Mew
817-939-3568
nle@gwrra-tx.org

Vendor Coordinators

Don & Linda Holley
940-390-0873
txvc@gwrra-tx.org

Assistant District Directors

Mark & Lynn Heene
512-814-6432
txadd@gwrra-tx.org

District Educators

Chet Roby & Maria Collins
254-718-3977
txed@gwrra-tx.org

District Trainer

Lynn Heene
512-288-4152 (h)
txtrainer@gwrra-tx.org

Dist. Admin. Support & Security

Terry McDade
817-491-2881
adminss@gwrra-tx.org

Texas District Website

www.gwrra-tx.org

Assistant District Directors

David & Christina Vidrine
281-709-3904
txadd2@gwrra-tx.org

Membership Enhancement Coord.

Carolyn Barton
254-578-3353 (h)
txmec@gwrra-tx.org

Asst. Membr. Enhancement Coord.

Donna Holley
940-231-4026 (c)
asstmec@gwrra-tx.org

Dist. Treasurer

Leona McDade
940-464-0801
txtreasurer@gwrra-tx.org

Webmaster

Mark Heene
512-814-6432
webmaster@gwrra-tx.org

NEWS FROM THE CHAPTER DIRECTORS

Steve & Linda Seligman
Master Tour Rider 6748 & 6747
Chapter N2 - Humble, TX



May is National Motorcycle Safety and Awareness Month, but in Texas every month is Motorcycle Safety and Awareness Month. With 961,682 licensed motorcyclists in the Lone Star state, all roadway users share the responsibility of safe travel each and every moment. Now that the riding season is in full swing and the increased popularity of motorcycles, more and more two- and three-wheeled traffic are present on Texas highways

and city streets. Motorcycles are difficult to see because of their smaller size compared to larger vehicles, and we need to do more to make sure that the four wheelers see us. I noticed the other day that the DPS highway electronic billboards are broadcasting for cars to share the road with us. The signs are great, but I feel we can assist with making sure people driving cars see us better. A couple of ways we can make sure we are seen better is to wear bright colors for the day; wave at everyone; at night wear items with reflective gear; turn the lights up bright; and just stay aware. We all love to ride and want to be able to ride and arrive at our destinations safely, so let's make it a priority to be easily seen!

April 2011 RIDE/EVENT PARTICIPATION REPORT

<u>DATE</u>	<u>EVENT</u>	<u>#OF BIKES</u>	<u>#OF PARTICIPANTS</u>
4/01/2011	Game Night		10
4/02/2011	Blue Bonnet Ride	9	15
4/03/2011	Chapter Breakfast @ Skeeter's	7	11
4/7-9/2011	LA District Convention in Lafayette	12	16
4/09/2011	Surprise Ride	8	9
4/13/2011	Social Dinner @ Bill's Cafe		20
4/16/2011	Secret Sister - Cats		12
4/16/2011	Purple Pig Cafe in Flint, TX	8	10
4/22/2011	Picnic Lunch Ride	6	7
4/23/2011	Chapter Gathering	4	34
4/28/2011	Ride for Kid's Training	2	14
4/30/2011	Ride for Kid's Set-up	1	13

2011 COUPLE OF THE YEAR

Mike & Robin Thacker

Master Tour Rider 6751 & 6162

Chapter N2 - Humble, TX



Well, it's been quite a year for Mike and myself. Ever since January when we were asked to be the 2011 Couple of the Year, we have been thinking of what kind of basket we were going to come up with for the Texas District Convention in Killeen. The past couples have had some awesome baskets for the Couple of the Year program.

Our Chapter has already had a Taste of Texas basket, a movie theme basket, a fishing basket, and a camping basket. We wanted to come up with something different. Mike wanted to do a basket that had something to do with the Gold Wing, so he decided on a theme to buy things for the Gold Wing. Then we came up with the name of "*Things for the Wing.*" That was the easy part.

After we announced to the chapter our theme, it took off like a GOLD WING ON A ROAD TRIP...Ha Ha. We began to get donations and things started adding up pretty quick. We would like to give a big thanks to everyone who helped with the donations for the basket. Now we just have to decide on what type of basket or container to place all this items inside of.

Luckily when we went to the Louisiana District Convention, they had their own Couple of the Year Baskets. Mike and I had our eye on one basket in particular. It was a type of crate that someone had made and it had a set of Gold Wing tires inside it. We began to buy tickets to try and win that basket. LOW AND BEHOLD, we won it. Now we had a container for our own Couple of the Year Basket. I just threw some paint on it and decorated it a little bit and we were done. It's funny how things work out. Here is a list of all the items in the basket and a picture of the finished product. Thanks again for all your help. This was a fun project. Below are "*Things for the Wing*" from Texas Chapter N2:

Elite III - front and rear tires	12 volt air compressor
10 pc. T-handle Hexkey Set	towel seat cover
Black and Gray Ultragard Touring Cover	14 oz. Original Bikecleaner & Polish
2 saddle bag liners	Show Chrome - radio knobs - chrome
20 oz. Butler Cup & Holder - black	2 oil filters for 1800
1" wide tie down extensions	Show Chrome - blk. switch box for reservoir
triple trunk pouch	Liquid Gord's - Aluminum/Chrome Polish
Show Chrome - trunk dividers for the sides	Drag Specialties - chrome Abs knobs
3 Cubby Stuff Sacs	12 pc. assorted bungee cords
Kkuryakyn - pair of fairing intake vents	large and medium Frog Togg Raingear
3 the Nextgeneration-streak free rags	Slimer - Tire Tackle Repair Kit
22 fl. oz. 33 Cycle Care Formula	100 pc. 11" zip ties
can of windshield cleaner & polish	Cen-tech - 2 pc. tire gauge
Kuryakyn - L.E.D. front fender accent	3.5" mini flash light
Show Chrome - trailer hitch ball cover-chrome	orange plastic cycle foot
Kuryakyn - timing chain cover set	Rocketfish - Universal GPS Dash Mount
Kuryakyn - chrome wheel spoke covers	Red Cross - Accident Documentation Kit
Show Chrome - oil filter wrench	Honda - 1800 air filter
Brinks - 15 ft. weather 3/8" steel cable	Auto Marine Kiddi - fire extinguisher
Show Chrome - L.E.D. chrome volt meter	Show Chrome - handlebar clamp plugs
4 Show Chrome - cord keeper - chrome	2 dew rags
Show Chrome - dual cruise wing helmet locks	2 Cool Arctic bandanas
Kuryakyn - chrome stock style lever set	196 pc. Stanley Socket Tool Set
Quick Release for helmet	microfiber clothes
16 oz. Rejex Anti Stain Protection Treatment	first aid kit
brake bleeding wrench	Gallon Gn4 Honda 10w-40 Oil
United States Antenna Flag	grimlin bell
air check and inflate tires gauge	siphon pump

(Couple of the Year article, cont.)



I have to tell ya'll the story of BUZZ, my mascot, I entered into the individual mascot competition at the Louisiana District Convention. I had been looking at the list of things that people were entering for competitions and thought about what I would have to do to enter my little bubblebee into the competition. I began to walk around the vendors looking for a possible outfit of some kind. I spotted a vender that was selling sweaters for little dogs. I began going though what she had and could not find anything small enough. She asked me what size dog I had and I explained to her that I was looking for something smaller for a little stuffed bumblebee I owned. She asked me how big it was and said that maybe she could make something out of a scrape material. She also was sewing on patches and embroidering items. I ran up to the hotel room and brought Buzz back to her. She showed me a little piece a black vinyl and said she thought she could make him a vest. I left Buzz with her and came back later to find that she had made a small vest with GWRRA TX-N2 embroidered on the back and BUZZ' name on the left front of the vest. (Mary Watkins of CWI SUPER SALES did a great job!) The next morning at the Level V breakfast, I wrote a little poem with a help from everyone at the table. And, it goes like this...

BUZZ

*I was buzzin' around the sky
When something caught my eye.*

*I looked down to see what was interesting to me...
I thought it was something that looked like a bee.*

*As I was buzzing to the ground
I began to fly around.*

*I saw what I thought was a pretty pink flower
When I landed within the next hour.*

*I discovered it was a girl wearing a pink safety jacket.
Her bike did not make a lot of racket.*

*I decided to hitch a ride and to my surprise
She took me to the Louisiana District Convention
Where I got a lot of attention.*

*I was dressed up for the Mardi Gras season
And was entered into a contest for a judging reason.*

*She made me a GWRRA vest
So I would look my best.*


*I hope we win
So she will have a great big grin!*

*She told me she was going to take me home
And from now on we would always roam.*



(Couple of the Year article, cont.)

We won 1st place in the individual mascot competition. Below is a picture of the vest Mary Watkins made for Buzz and a picture of Buzz “all dressed up.”



Before I end my article for this month, I have to say thanks to my Secret Sister, whoever she may be. I have received a Happy Birthday card, a Happy Anniversary card, and an awesome birthday gift (bumblebee trinket box), and a St. Patrick's Day bracelet. This has been a great idea and thanks to my Secret Sister, she has inspired me to be a good Sister too. I am looking forward to our little dinner to reveal all the Secret Sisters.

I guess that's all for this month. I will let everyone know how the Couple of the Year Basket does at the District Convention.



RIDER EDUCATORS

Steve & Billie Fleming
Master Tour Rider 8139 & 8140

Team Riding

Riding season is in full bloom with the warm weather. It is the perfect time to talk about team riding. Let's look at Team Members and their functions on the team: plans the ride route and stops for fuel or breaks.



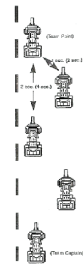
Ride Coordinator:

- Plans the ride route and stops for fuel or breaks.
- The Ride Coordinator will hold a Rider's meeting before the ride and will discuss the route and expected stops for breaks and fuel.
- The Coordinator will pick the Team Drag for the first team and ask other qualified Road Captains to lead additional teams as needed.
- Teams will be formed in groups of 5 to 7 with a maximum of 7. Optimal Team size is 5.



Team Leads:

- Each Team Lead will pick their Team Drags.
- Team Leads must have a working CB radio and be able to communicate with the Team Drag as well as pass along important events to the Team Members such as road hazards, approaching traffic, or up-coming course changes.
- Team Leads will assist Team Members with pre-ride inspections looking at tires and general mechanical conditions of the bike.
- Team Leads will place riders in the Team to match the conditions or riding preferences when possible.
- Trikes should be towards the back of the group mainly, because they can stop quicker than their two-wheeled members.



Team Members:

- Team Members will inform the Team Lead of any preference or special need.
- Team Members will ride alert and monitor their CB or watch for appropriate hand signals and pass the hand signals along to Team Members who are behind them.
- Team Members will pass along hand signals to assure that they are visible for the Team Members behind them.
- Team Members will keep proper spacing within the Team formation while on the ride to enhance the safety of the Team.



Team Drags:

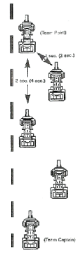
- While the Team Lead sets the course of the ride, the Team Drag sets the pace.
- The Team Drag keeps the Team Lead informed of any events needing attention and should always have a working CB radio. The Team Drag will let the Lead know of important events such as spacing or pace problems, motorists approaching from the side, or motorists who are attempting to pass the Team.
- Team Drags will protect the lane when the road narrows to enhance the integrity of the Team position. This discourages motorists from trying to cut through the formation.
- Team Drags will inform the Team Lead when the group has completed a maneuver such as making a turn by announcing "all around."
- Team Drags will secure lanes for the Team when the Team Lead calls for a lane change and announce "lane secure" when it is safe for the Team to make the change.

(Educator's Corner, cont.)

Some important reminders about placement and performing in the Team ride:

Team Member placement within the group:

- Team Members without CB radios should be dispersed throughout the group to assure they are able to see the hand signals.
- Any Team member who develops a problem with their brakes during the ride and who must continue with the group for a while should be placed in the #2 position behind the Lead bike. This is for the safety of the group. Should the brakes fail, the rider will not continue through the group taking down other bikes until able to stop or swerve out of the way.
- Groups of Teams should be spaced about 15 seconds between each group. This would be about ¼ mile. This allows motorists to pass the group safely with room to avoid tail-gating any of the Teams.
- Spacing of the Team Members is also very important. Holes in the formation are an open invitation for aggressive motorists to cut through the formation and causing them to tailgate Team Members or causing serious accidents. While in the staggered formation, the proper spacing between bikes in diagonal positions is 1 second under normal driving conditions. (See figure) Spacing between bikes in single file or from the bike directly in front of you should be 2 seconds under normal driving conditions. These double to 2 seconds and 4 seconds when riding in inclement weather or after dark.
- Each Team member should ride alert to unannounced dangers such as animals or unseen traffic. Although the Team Leads and Drags will make announcements, they may not see everything and everyone is responsible for their own safety and must always be on alert to hidden dangers.




One important item that we should not overlook is to be at the starting point in time to have our bikes fueled and ready to go. We should have already performed our pre-ride inspections before leaving the house. This will allow a timely departure and make it easier to keep the ride scheduled as planned by the Ride Coordinator. This makes for a more enjoyable experience for everyone.

This short overview is but a sample of the things covered in the Team Riding Seminar and the Road Captain's course and is not intended to be a complete definition of all that it takes to ride safely in a group. We want to encourage everyone to take full advantage of your membership in GWRRA and attend these seminars at the Conventions. They are both educational and fun.

While we want to emphasize the FUN factor of our Motto, we must also consider the SAFETY factor, which allows for the fun and both improve with the KNOWLEDGE that we are riding in a safe manner with our friends so we can all come back and do it all over again on the next ride.

Until next time,
Safe miles with lots of smiles.



Bluebonnet Ride

By Randy Rainwater

Each year we try to have a special ride to see the beautiful Texas state flower and other wild flowers. Some years they are just fantastic and other years they are not all that great. Well 2011 was one of those years they were not all that great, but we gave it a try anyway and rode Scenic 290 from near Navasota to Burton, trying to find a good place to take pictures. I was about to give up, when I saw a small field just after leaving Burton on our way to Brenham for a lunch stop at K-Bobs, so here's most of the motley crew.



(Bluebonnet Ride, cont.)

Lunch at K-Bobs was great as was the Dairy Queen stop in Navasota. As luck would have it, I apparently got the last ice cream cone until their next batch of ice cream would be ready to serve. This is the picture that Steve Fleming took and sent to me...enjoying every last morsel!!!



I seemed to be a pretty happy fellow, but I should have taken a picture from my angle at the others riders that also wanted an ice cream cone.

Even though the wildflowers were not that great and some people missed out on ice cream cones, everyone still seemed to have a great time together.

SECRET SISTER REVEAL

Tuesday, May 10

6:30 p.m.

Diane Shults' house

(24247 E Terrace Drive, Porter 77365)

Karen's c#281-615-1365

Ladies...it's time to reveal the name of the person we've had, since this activity kicked off in February. Come join us for dinner (*chicken spaghetti and homemade pies*) at Diane Shults' home (*Karen's sister-in-law*) as the ladies reveal the name of their secret sister through a gift exchange. (*Please keep your revealing gift to around \$10.*) Do you know who has your name? Come see if you guessed correctly.

Left Behind Ride

By Randy Rainwater

For those who did not go to Lafayette, LA, for the Louisiana Convention, I decided we needed to ride too. I plotted a route mostly on back roads to Huntsville, Midway, and then lunch in Trinity. As we were riding through the countryside just north of Huntsville, we rode past one of the state of Texas prisons and got a quick lesson about the prison system from George Stich and Jim Hartley. About the time we got to the North end of the prison, we all started smelling a distinct smell and that's when George mentioned a large pig farm. He didn't have to explain too much, since we all pretty well knew from the smell what was near.

After passing through Midway, I had picked what looked like some good back roads in to Trinity, which was our destination for lunch. I had one of those feelings, when I turned onto the back road it was going to turn into a dirt road, which it shortly did. Knowing that we were still a long ways from

Trinity, we turned around and followed another route through Lovelady to Trinity for lunch. When we got to Trinity and drove to the restaurant that I had picked out, I had another sinking feeling. The restaurant had apparently been closed for a while, but Jim Hartley directed us to the Trinity Café on Hwy. 19, which ended up being the highlight of the day. The food was great and reasonably priced. Some ate from the steam table while others had burgers and all seemed to be pleased with their selections. They also serve fresh homemade pies, which several of us took advantage of. Sharon and I had burgers, homemade onion rings, and homemade lemon meringue pie and would gladly repeat that meal again! We'll definitely be going back for some more great food selections, in the future, from the Trinity Cafe. We finished the afternoon on some great back roads through Coldsprings and headed back home for the day.

#HAPPY MOTHER'S DAY...MOMS!

A mother is a person who seeing there are only four pieces of pie for five people, promptly announces she never did care for pie. ~Tenneva Jordan

Being a full-time mother is one of the highest salaried jobs...since the payment is pure love. ~Mildred B. Vermont



A suburban mother's role is to deliver children obstetrically once, and by car forever after. ~Peter De Vries

Mothers hold their children's hands for a short while, but their hearts forever. ~Author Unknown

All mothers are working mothers. ~Author Unknown

When you are a mother, you are never really alone in your thoughts. A mother always has to think twice, once for herself and once for her child. ~Sophia Loren, *Women and Beauty*

(Quotes were taken from www.quotegarden.com/mom-day)

LADIES DAY OUT

By Sharon Rainwater

Due to the insight and action of Linda Seligman, our chapter director's wife, several ladies within our chapter ventured out for a little culture and late lunch on Saturday, April 16. Having purchased our tickets in advance (*thanks Linda for picking them up*) for the Broadway performance "Cats," we met up at the Hobby Center shortly before the 2:00 p.m. performance. For convenience, several of us had carpooled to the Hobby Center. So, when we all met up in the lobby, it was like WOW...WOW...WOW! We looked GOOOOOD!!! It goes to show, we can clean up well and show off our curves when the occasion calls for it! Dressed in their finery were: *Linda Seligman*, her mother, *Marla Provost*, *Sharon Rainwater*, *Robin Thacker*, her mom, *Charlotte Whatley*, *Robin Smith*, *Beth Hartley*, her sister, *Peggy Moore*, *Karen Frazier*, and her sister-in-law, *Diane Shults*, *Ann Nix*, and *Linda Stich*.

The performance was wonderful! Of course, before we found our seats, many of us made our way to the ladies room (*to powder our noses...right*). After we got over our fear of heights (*maybe that's just me speaking...ha!*) with balcony seating (*the seating grade is kinda steep*), we settled in for an entertaining performance. My only regrets were not having binoculars to see the performer's expressions and looking up the story line for the musical. As realistic as you can turn a human into a "cat," they pranced, danced, and sung their way on stage. Often when I go somewhere, I run into someone I know and that was the case that afternoon. I am a people watcher and love seeing how individuals dress for the occasion.

On to lunch and the Spaghetti Warehouse we traveled. Thanks to Beth's sister, we had reservations and arrived early. After a short wait, we were seated at the front of the restaurant and entertained by our waiter as we dined over some delicious entrees. Even though the portions were quite healthy, many of us chose to bit the bullet and eat dessert...yummy. While eating, a very large party arrived at the tables set up next to us. In fact, their group had expanded to include several with no reservations, so they had to scrunch in. Even with that effort, a few in the party left after the available seating played out. It pays to make reservations! We think the group was celebrating over dinner before traveling to their prom. It was fun to see the group dressed up in their finery with the updos, etc. To be young again...ha!

After the meal, we said our goodbyes and headed home. Several individuals in our chapter had chosen to motorcycle to the Purple Pig in Flint, TX, for lunch (over 400 miles round trip), and they still beat the ladies group home. Whether you chose the performance or a ride to lunch, fun is bound to happen, when you're a part of Chapter N2. Come join us and see for yourself!



Kudos to..



Jim & Lynn Flournoy - for hosting our "Maintenance Day" at their home in April
Chapter members - for representing our chapter on the "Task Force Team" for the Ride for Kids
Chapter members - for setting up, working, and participating in the 2011
 Ride for Kid's event

The Ride to the Purple Pig Cafe

By Randy Rainwater

Some of the ladies were going to see CATS, so the rest of us needed a place to go. I believe I saw a write-up about The Purple Pig Café in Flint, TX (near Tyler) in the *Ride Texas Magazine*. So it sounded like a worthwhile adventure. Eight bikes and 10 people made the 400+ mile trip for BBQ and beat the ladies home from only driving to downtown Houston for a performance and dinner.



The trip up to Flint started at about 8:15 a.m. and was a little cool in the high 40's. We arrived at The Purple Pig Café about 12:15 p.m. and proceeded to review the menus. A few of the selections were a Purple Pig, a Purple Cow, BBQ plates, and hamburgers along with a few other choices. This is from their website www.purplepigcafe.com "While cooking in a barbecue cook-off in 1990, a fellow from Tennessee asked me to put barbecue sauce and coleslaw on top of his pulled pork sandwich. The coleslaw had purple cabbage in it. As I handed him the sandwich, I said 'Here's your Purple Pig', and it stuck!"



(The Ride to the Purple Pig Cafe, cont.)

The pork BBQ is more chopped than pulled and the coleslaw is finely chopped, but it was all very good. It is definitely on the must return to list for some future ride. We rode on some really nice two lane roads on the way home with curves, changes in elevation, and very little traffic. As I said earlier, we will have to go back in the future and try some of the other menu items.

And yes, the parking lot was gravel, but it seems that the better BBQ places we have gone have had gravel driveways. I just recently came across two more BBQ places around the Tyler area that need to be tried. We may have to wait until it cools back off in the fall to make those trips and we also need to ride to Mineola just north of Tyler for the biggest hamburger in East Texas. By the way, they also have homemade fried pies, hand pies, moon pies or what ever you might call them, but they are worth the trip.



The Picnic Lunch Ride

By Randy Rainwater



It was Good Friday and six bikes and seven riders took a scenic 150-mile tour, leaving from the Flying J at Hwy. 59 and 242 to travel to the Mercer Arboretum on Aldine Westfield just north of FM 1960 for a picnic lunch. To go south, we had to first go north through Splendora, Cleveland, and Shepherd. Then we headed south to Dolen, Keneflick, and Dayton for a rest stop and tire kicking at the Burger King. I had Carolyn so turned around, she didn't know we were in Dayton at first...ha. We then rode through Mount Belvieu and we were going to take 1942 towards Dayton, but it was under construction around the chemical plants, so we quickly chose I-10 as our alternate

route. Interesting enough, we were just a few miles from the Tice's home, when we exited off of I-10. Thankfully, they stayed with the group to the end.

I believe that everyone in the area was on 1960 in the Atascocita area, while we were trying to make our way towards the Mercer Arboretum. We finally made it and found a nice picnic table in a covered pavilion to eat lunch. It was a great day to spend with friends and learn a little more about each other. You'll have to ask John about his delicious picnic lunch.



GOT NEWS...Forward your articles, etc., to Sharon Rainwater at rainwatersharon@yahoo.com.

See if you can find your GWRRA number in the newsletter. Let *Steve Seligman* know before the next chapter meeting and win a little something!

GOLD WING ROAD RIDERS ASSOCIATION ANNOUNCES--PASSPORT PROGRAM

Phoenix, AZ - Gold Wing Road Riders Association (GWRRA) has announced a new program, called the "Passport Program." The Program is geared to encourage the Members of GWRRA to ride more--mainly to GWRRA Chapter gatherings, events, rallies, their Honda Dealers, vendors, etc. The Program will kick off officially in March.

Paul Hildebrand, Founder and COB of GWRRA, said, "This program will encourage more riding with our Members and also provide a vehicle for more camaraderie by having Members and providers getting to-gether to sign/stamp their "Passports" and compare their travels!"

The Passport books have 64 pages, with 4 spaces on each page, for Members to get stamps/initials for each place they visit. GWRRA will be providing a special website for those Members who fill their Passports and send them into the GWRRA Home Office.

To capture those special travel moments, use this Passport when you go to GWRRA Events or Wing Ding. At each Event or Wing Ding (at any GWRRA booth), the Chapter Director, District Director or Region Director will apply a special stamp or initials (one per event) to recognize your attendance. After completing the entire Passport, send it to the Home Office by December 31, 2011, for a chance to win a prize. The winners will be chosen randomly from all entrants.

Mr. Hildebrand goes on to state that "I am looking forward to seeing this Program bring *riding and camaraderie* back to the forefront of GWRRA!" GWRRA will support this Program through editorials in *Wing World* magazine; our FREE monthly e-Newsletter, *Wingin' It*; and electronic media through our websites.

Founded in 1977, the Gold Wing Road Riders Association is the largest single marquee motorcycle organization in the world, with 72,000 Members in 52 countries. Our motto is "Friends for FUN, Safety and Knowledge." The Home Office is at 21423 North 11th Avenue, Phoenix, AZ 85027, the phone number is 800-843-9460 or 623-581-2500 and the website is www.gwrro.org. For this and other news, refer to the GWRRA Home Page at www.gwrro.org



CHAPTER N2 MONTHLY WEDNESDAY NIGHT SOCIAL DINNER 7:00 p.m.

MAY

Jerry Barnett

Wed., May 18 - (Ling's Buffet - 6730 Atascocita Road, #100, Humble 77346 - 281-852-0118)

JUNE

Mike & Nancy Morgan

JULY

Gary & Marie Rabalais

AUG

Steve & Billie Fleming

SEPT

Jim & Beth Hartley

OCT

NOV

Jim & Lynn Flournoy

DEC

David & Cathy Southwell

ALTERNATES: Gary & Stormy Young, Paul & Mari Rich, Rex & Ann Nix



Wing Wisdom Whittles

May 2011

Prepared by Steve & Carolyn Cotton, Region H Trainers



“Whittles” articles are intended to provide information that can be presented by chapter members at monthly gatherings to help promote the Leadership Training Program. The hope is that chapters will enlist members to share the information to make it a FUN and interesting new experience.



Do It Gradually

Are you an “all or nothing” sort of person, or can you do things gradually? Weight lifters start with weights they can lift, and gradually increase the weight over a period of time. Improving a little bit each day, no matter how tiny that progress may seem, will take you to your goal. The key is *gradual forward progress*.

Pavlov, the king of stimulus-response thinking, was asked to give one last piece of advice for his students from his deathbed. His answer was, “Passion and Gradualness”. That seems like very memorable, appropriate advice. If you are involved in projects, careers, and relationships that you are passionate about and you purposefully build them gradually, you will reach your objectives and reap the benefits. When you reach a plateau after developing a high degree of skill, or after working intensely at something, it is often wise to drop back a little and allow for some balance. When things feel like a strain and results are not forthcoming, that sense of difficulty and effort can displace the passion you once had. There is wisdom in stepping back in this scenario before you move forward again.

Continue to build on your own success patterns. You have all had successes in your life. Go back in your memory and relive those experiences. In your imagination, revive the entire picture in as much detail as you can. Visualize all of the little incidental things that helped you on your way to that success. Remember all of the details – the feelings, the activities, the colors, the surroundings, the excitement, and the path. Use all of your senses to make those positive memories come alive. Then, use those memories to picture yourself successfully, and make your goals a reality. Clearly visualize the outcome, perfect in every detail. Be creative! It beats worrying...and it works!

Now, the final step is how to apply this concept. In some cases, we can lead by example. Watch for people “doing things right” to build confidence in your GWRRR family. Mentor and coach leaders to help people achieve gradually increasing successes as they target people for helping with projects or responsibilities in the chapter or district. Most of us can relate to the feeling of fear and success. We have also watched Members of our GWRRR family blossom and grow as they try new things in a fun and supportive environment. Remember those memories and feelings as you work with others, and you’ll continue to make a difference!

COME RIDE WITH US



GOLDWING ROAD RIDERS ASSOCIATION



CHAPTER N2 - HUMBLE, TEXAS

FRIENDS FOR FUN, SAFETY, AND KNOWLEDGE

We ride Goldwings and other motorcycles and enjoy riding safely and having fun. We schedule several rides each month (*weather permitting*) and meet monthly at the American Legion Hall (307 Charles Street, Humble, TX 77336). Our meeting date/time is the 4th Saturday of each month at 6:00 p.m. Visit our website at www.gwrra-n2-humbletx.com.

MY NAME IS: _____

CONTACT US AT: _____ EMAIL: _____

19th Annual Houston Ride for Kids

All proceeds benefit the Pediatric Brain Tumor Foundation

Sunday, May 1

Humble Civic Center

(8233 Will Clayton Pkwy., Humble, TX)

Registration - 8:00 a.m. - 9:45 a.m.

Police escorted ride - 10:00 a.m.

Riders on all makes and models are welcome

For more information, call 800-253-6530 or go to www.rideforkids.org.



DATES TO REMEMBER...

2011

5/7	LA-M's Mudbug Rally - Deridder, LA
5/12-14	Texas District Convention - Killeen, TX
5/26-28	Arkansas District Convention - Harrison, AR
7/6-9	Wing Ding 33 - Knoxville, TN
8/26-27	Kansas District Convention - Eldorado, KS
10/7-9	Oklahoma District Convention - McAlester, OK

2011 TEXAS DISTRICT RIDER EDUCATION FUNDRAISER

Steve Fleming is currently selling tickets for the 2011 Texas District Rider Education fundraiser. The tickets are \$10 each and you can buy as many as you want! You can also sell the tickets to people outside of the chapter. The 2011 Texas District Rider Education fundraiser prize will be a drawing for a 4-day Premium, Ocean view cruise aboard Carnival. The drawing will be held during the closing ceremony at the 2011 Texas District Convention in Killeen, Texas on *May 12 - 14, 2011*.

The details of the 4-day Premium Cruise are as follows:

- Vacation for two on board one of the Carnival Cruise Lines spectacular ships
- Ocean view stateroom
- All onboard meals and snacks included
- Complimentary 24-hour room service
- Wide range of entertainment and international destination
- All government fees and taxes included
- Includes your shipboard gratuities
- Travel voucher for \$100.00 towards expenses to port of departure

Steve will have the tickets for sale at the April chapter gathering. He will also have the tickets at all of our events leading up to the Texas District Convention. Please support the Texas District Rider Education program. If you have any questions or are interested in buying tickets, please see *Steve Fleming*.

RIDE FOR KIDS

Sunday, May 1
 Humble Civic Center
 (below is info for Chapter N2 members)
 5:00 am - IHOP in Humble for breakfast
 5:30 am - Parking lot workers
 6:30 am - Other workers
 8:00 am - Registration

Texas District Convention

Killeen, TX
 May 12 - 15
 Meeting @ Flying J
 7:00 a.m.
 Steve Fleming is leading the ride.

**GAME NIGHT**

Friday, May 6
 6:00 p.m.
 American Legion Hall
 307 Charles Street
 Humble, TX



The concept of our monthly game night originated as a group activity that could take place within the chapter--rain or shine or hot or cold. Let's face it, not every month of the year provides ideal riding weather, depending on where you reside. It has become a favorite event within our chapter. Come join us for fun, fellowship, and food. Bring a snack to share...most of the time our spread is equivalent to a sit down meal...ha. Game Night is a fun way to "tax" your brain in a good way!

Social Dinner

Wednesday, May 18
 6:30 p.m. (new time)



Jerry Barnett has chosen Ling's Buffet (6730 Atascocita Road, #100, Humble 77346 - 281-852-0118) for May's Social Dinner. Ya'll come.

Scrapbooking Workday

Saturday, May 21
 10:00 a.m. - 6:00 p.m.
 American Legion Hall

Bring your memory stick with pictures for Karen to upload and print for the chapter scrapbook. We will be updating the scrapbook with the most current pictures highlighting our chapter's activities.

Chapter LA-M Mudbug Rally

DeRidder, LA
Saturday, May 7
 6:00 a.m.

Meeting @ Flying J. Mike Thacker will lead the ride. We will have a breakfast stop.

Chapter Gathering

Saturday, May 21
 6:00 p.m.



American Legion Hall

(307 Charles Street, Humble, TX 77338)

Following our meeting, we will chow down on a "**Mexican theme**" potluck dinner. Bring your favorite dish to share and join in the fun...olé!

Trailer Maintenance

Saturday, May 7
 @ Rex Nix' house
 (920 Benbrook Dr., Houston 77076)
 9:00 a.m.

Bring whatever you need to work on your trailer.

Secret Sister Revealing Dinner

Tuesday, May 10
 6:30 p.m.
 @ Diane Shultz' home
 (24247 E Terrace Dr., Porter 77365)
 Karen's c#281-615-1365

Bring an appetite and your revealing gift!

Galveston Lone Star Flight Museum

Sunday, May 22
 7:00 a.m.
 Breakfast @ Kelly's
 (Broadway & I-45)
 Entrance fee for museum - \$8/pp
 Meeting @ Little Mexico



Win A 4-Day Premium Cruise Texas District Rider Education



-  **Vacation for TWO on Board One of the Carnival Cruise Lines Spectacular Ships**
-  **Ocean View Stateroom**
-  **All Onboard Meals and Snacks**
-  **Complimentary 24 HOUR Room Service**
-  **Wide Range of Entertainment and International Destination**
-  **All Government Fees and Taxes Included**
-  **Includes Your Shipboard Gratuities**
-  **\$100.00 Voucher for Travel Expenses to Port of Departure**

TICKETS—\$10.00 @ RIDER EDUCATION TABLE

Drawing Will Be Held at Closing Ceremonies Saturday
Winner Does **NOT** Have to Be Present to Win



**GWRRR CHAPTER N2
HUMBLE, TEXAS
May 2011**



SUNDAY	MONDAY	TUESDAY	WEDNESDAY	THURSDAY	FRIDAY	SATURDAY
	<i>Memorial Day</i>					
29	30	31				
Ride for Kids Humble Civic Center 5:30 a.m. - Parking Workers 6:30 a.m. - Other Workers 8:00 a.m. - Registration 5:00 a.m. - IHOP - Breakfast Humble					Game Night American Legion Hall 6:00 p.m. 	Mudbug Convention LA - M Deridder, LA Flying J 6:00 a.m. Thacker/Frazier Breakfast on the road Trailer Maintenance Nix's home 9:00 a.m. bring your parts
1	2	3	4	5	6	7
<i>Mother's Day</i>		Seceret Sister Reveal Diane S. 6:30 p.m.		Texas District Rally - Killeen, TX		
				Kileen, TX Flying J 7:00 a.m. Fleming Lunch in Cameron		
8	9	10	11	12	13	14
			Social Dinner Barnett Lings in Atascocita 6:30 p.m.			Chapter Gathering American Legion Hall 6:00 p.m. Potluck - Mexican Scrapbook workday 10:00 a.m. - meeting American Legion Hall
15	16	17	18	19	20	21
Galveston Lone Star Flight Museum Little Mexico 7:00 a.m. Fleming \$8.00/person Breakfast - Kelly's at Broadway & I-45				Arkansas District Rally - Harrison, AR		
22	23	24	25	26	27	28


Birthdays

Ann Nix 5/24
Jerry Barnett 5/27

Anniversaries

CW & Kay Simmons 5/11

**GWRRA CHAPTER N2
HUMBLE, TEXAS
July 2011**

SUNDAY	MONDAY	TUESDAY	WEDNESDAY	THURSDAY	FRIDAY	SATURDAY
31					Game Night American Legion Hall 6:00 p.m. 	2
	Independence Day		Wing Ding 33 - Knoxville, TN			
3	4	5	6	7	8	9
			Social Dinner			
10	11	12	13	14	15	16
						Chapter Gathering American Legion Hall 6:00 p.m.
17	18	19	20	21	22	23
24	25	26	27	28	29	30

Birthdays

Suzanne Elrod	7/3
Billie Fleming	7/16
Ronnie Ryals	7/20
Marty Uphoff	7/26

Anniversaries

Rex & Ann Nix	7/3
Jeff & Darla Ingram	7/24
Gary & Stormy Young	7/31

Did you find your GWRRA number? Keep looking!

"N2" Apparel

Yellow polo shirts (summer) with logo: \$17.00

Yellow/black polo shirts with logo: \$25.00

Grey T-shirts with logo:

Short sleeve \$10.00

Long sleeve \$12.00

Yellow T-shirts with logo short sleeve \$10.00

Black denim vests \$25.00

"Humble Bumble" Bears \$3.00

Contact Randy or Sharon Rainwater

BARNETT CYCLE CARGO TRAILERS

Jerry Barnett

24696 Marks Rd.
Splendora, TX

713-201-5090

Bear1947@Juno.com

TEXAS CYCLE CHROME



Wing and Cruiser Accessory Headquarters

Chrome, Safety, Convenience and Maintenance Items

713-983-8700 or 866-983-8701

17352 Northwest Freeway, Houston, TX 77040

10:00AM - 6:00PM Monday - Friday / 12:00PM - 5:00PM Saturday / Closed Sunday

www.texascyclechrome.com

Welcome our "NEW" newsletter sponsors! If you know of someone who would like to advertise their product in our monthly newsletter, please get the information to Linda Seligman.



Scentsy Wickless Candles
 Becky Nicholds~281-414-9530
 E~Mail: halfpt101@aol.com
 Web: www.beckyn.scentsy.us

change or
 or a full refund.

To place an
 order, please contact:

Robin Mueller
 713.306.0401
www.youravon.com/robinmueller

AVON

AVON
 Foundation
 for Women

Photo of Robin Mueller by:
www.willflowerphoto.com

stretch
 and
 store



TUPPERWARE

Gloria Jean Lee
 713-733-5789
www.my.tupperware.com/gloriajeanlee

WILD WEST HONDA

22515 KATY FRWY.
KATY, TX. 77450

SALES: 281.392.8850
SERVICE: 281.3928940



BOB LUNSFORD'S

Northwest Honda

HONDA

COME SEE THE NEW GOLDWING

YOUR ONE STOP HONDA SHOP

SALES	(281)447-3476
PARTS & ACCESSORIES	(281)447-6337
SERVICE	(281)447-0316

10102 NORTH FREEWAY, I-45 AT WEST

