

Gold Wing Road Riders Association

FRIENDS FOR FUN, SAFETY, AND KNOWLEDGE



**Texas District
Chapter N2
Humble, Texas**

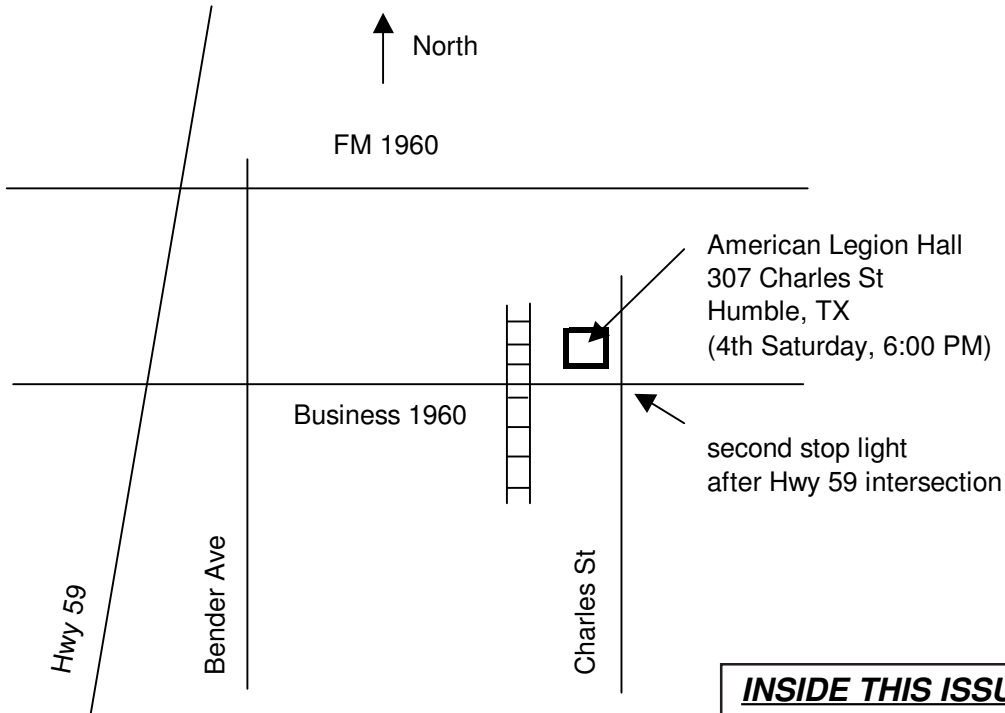
South Central Region H

The N2 Buzz

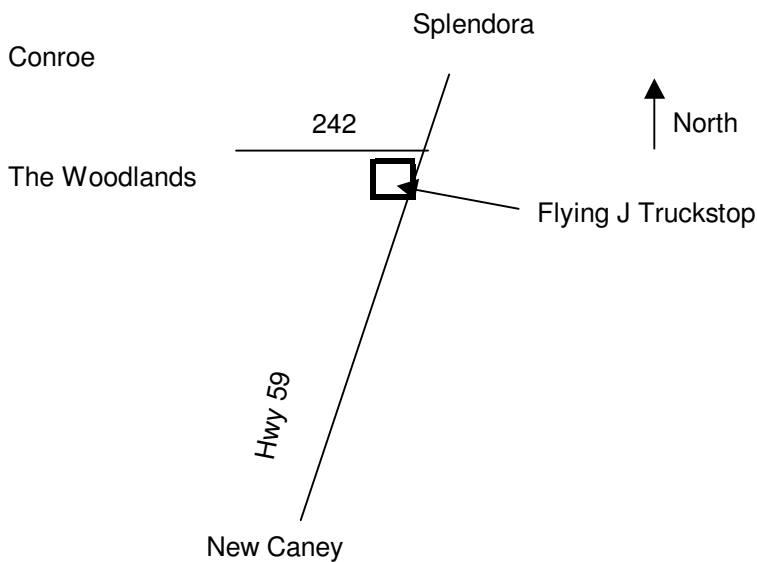


March 2011

MONTHLY MEETING PLACE



RIDE MEETING PLACE



INSIDE THIS ISSUE...

- Monthly Meeting/Ride Location Maps
- Chapter N-2 Staff
- Texas District Staff
- News from the Chapter Directors
- Kudos to...
- 2011 Couple of the Year
- February Participation Report
- Rider Education
- GWRRA Announces--Passport Program
- Wednesday Night Social Dinner
- Houston Rodeo Concert Schedule
- GWRRA Horizons Class
- Come Ride With Us
- Brisket Sale
- Recipes
- March 2011 Bizarre & Unique Holidays
- Dates to Remember
- 19th Annual Houston Ride for Kids
- Peroxide
- Word Maze
- This & That
- Chapter Calendars
- Newsletter Sponsors



Chapter N2 Staff - 2011

Chapter Directors

Steve & Linda Seligman
713-305-0225
swselig@gmail.com

Treasurer

Robin Smith
832-434-2991
Rfsmith1962@gmail.com

Ride Coordinators

Randy Rainwater 281-360-4577
Mike Thacker 281-686-8892
Ricky Frazier 281-615-4386

Scrapbook Coordinators

Ricky & Karen Frazier
281-615-4386
karenf@nctv.com

Website

www.gwrra-n2-humbletx.com

MEC

Ricky & Karen Frazier
281-615-4386
karenf@nctv.com

Newsletter Editor

Sharon Rainwater
281-360-4577
rainwatersharon@yahoo.com

Sunshine Couple

Mike & Nancy Morgan
c# 832-579-6334

Camping Coordinators

Rex & Ann Nix
713-697-7692
rexnix@hotmail.com

Chapter N2 Email Address

humblechaptern2@gmail.com

Chapter Educator/MAD Coord.

Steve & Billie Fleming
832-630-2038
fleming49@yahoo.com

Phone Tree Coordinator

Shirley Rodger
281-441-7084
shirleyrodger@comcast.net

Ways N Means

Randy Rainwater
281-360-4577
rrainwater@embarqmail.com

Web Master

Brad Rodger
713-865-1353
bradrodger@comcast.net

Couple of the Year

Mike & Robin Thacker
M c#281-686-8892
R c#281-687-8548
rmwerone@yahoo.com

Texas District Staff - 2011

District Directors

Fred & Mandy Mew
817-707-3568
txdd@gwrra-tx.org

TX District COY 2010

Dave & Jean Simmons
325-382-4469
txcoy@gwrra-tx.org

Newsletter Editor

Mandy Mew
817-939-3568
nle@gwrra-tx.org

Vendor Coordinators

Don & Linda Holley
940-390-0873
txvc@gwrra-tx.org

Assistant District Directors

Mark & Lynn Heene
512-814-6432
txadd@gwrra-tx.org

District Educators

Chet Roby & Maria Collins
254-718-3977
txed@gwrra-tx.org

District Trainer

Lynn Heene
512-288-4152 (h)
txtrainer@gwrra-tx.org

Dist. Admin. Support & Security

Terry McDade
817-491-2881
adminss@gwrra-tx.org

Texas District Website

www.gwrra-tx.org

Assistant District Directors

David & Christina Vidrine
281-709-3904
txadd2@gwrra-tx.org

Membership Enhancement Coord.

Carolyn Barton
254-578-3353 (h)
txmec@gwrra-tx.org

Asst. Membr. Enhancement Coord.

Donna Holley
940-231-4026 (c)
asstmec@gwrra-tx.org

Dist. Treasurer

Leona McDade
940-464-0801
txtreasurer@gwrra-tx.org

Webmaster

Mark Heene
512-814-6432
webmaster@gwrra-tx.org

NEWS FROM THE CHAPTER DIRECTORS

Steve & Linda Seligman
Master Tour Rider 6748 & 6747
Chapter N2 - Humble, TX



We have planned the month, the rides are on the calendar and the weather is turning nice.

Texas spring is right around the corner. Linda and I are ready to get on the bike and take off to enjoy the Texas Spring.

The first ride we will be taking is on Saturday, March 5, when Randy Rainwater leads us to Mel's Country Café in Tomball for probably I think the biggest and best hamburgers in town. Mel's is the home of the Mega Mel Burger--1 ½ pounds beef, ¼ pound cheese, 1 pound bacon and a lot of tomatoes, pickles, onions, and lettuce on a bun. If you eat the burger in less than 2 hours, your name goes on their wall of fame. Do we have any challengers!!! Their chicken fried steak is also awesome! Then we will head to Pie in the Sky for the best pie in Conroe. I am sure no one will go home hungry!

If you still have room on Sunday, March 6, we will be riding to Kelley's Country Kitchen on the Gulf Freeway for the biggest and baddest breakfast in Houston. This is a Goldwinger's dream weekend.

On March 19, we will hold our bi-annual maintenance day at Jim and Flournoy's home. This is a great day to make sure your bike is in top riding form. You will be able to do practically anything to your bike, except probably paint the bike. This is also a great time to chat with your friends about any questions you have on the maintenance of your bike. This day will get us ready to head to Plano, TX on March 24 for the Region H Convention. This will be the first time in Plano, so let's go have some fun.

March is just the beginning of our riding season. We are also going to be planning some overnight trips, so we can enjoy more of Texas and what it has to offer. So, watch the newsletter, come to the meetings, and send us your suggestions. Also, don't forget to look for your GWRRA number in the newsletter—there is a reward, if you find it and contact me before the next chapter gathering!

Kudos to..

Mike & Robin Thacker - for planning and coordinating the Valentine dinner at Outback Steakhouse

Linda Seligman - for planning and securing tickets for an upcoming ladies event

Steve & Billie Fleming - for agreeing to be our new Chapter Educators/MAD Coordinators

2011 COUPLE OF THE YEAR

Mike & Robin Thacker
Master Tour Rider 6751 & 6162
Chapter N2 - Humble, TX



On January 22, 2011, we had our first meeting as 2011 Couple of the Year. We wore our medallions around our necks with pride and had a great time. To kick-off the first meeting of the year, we had our chapter's famous Soup Competition acknowledging first, second, and third place winners voted on by those attending the evening's activity. Chapter C from Baytown has made it a tradition to join us every year for our soup competition. In addition to the monetary gifts awarded by the chapter to the 1st, 2nd, and 3rd place winners, Mike and I decided to donate a nice crockpot to the first place winner who turned out to be Kathy Sailer from Chapter C. She was very excited to receive the crockpot as hers had got broken and she really needed a new one. We had a lot of fun tasting all the different types of soups.

We realize that being the Couple of the Year is strictly voluntary and you don't have to do anything if you choose not to, but we also know that with our chapter there are a few things that have been assigned to the Couple of the Year for the year. We are to welcome visitors and announce them at every meeting, pass out tickets and draw the winner, plan the Valentine dinner, and get the chapter involved in deciding and planning the Chapter Basket for the District Convention in May. We also help the District staff with whatever they need help with at the District Convention like counting tickets that people put in the jug for the basket they would like to win. And that's it. BUT, if you would like to do MORE during your year as Couple of the Year, that would be even better.

We are getting together with Karen Frazier our MEC (Membership Enhancement Coordinator) and coming up with some great ideas for membership retention and recruiting. For example: I have been looking at other Chapter newsletters and have read of several new ideas, like a COME RIDE WITH US flier that can be passed around to businesses, people, and also advertised in the newspaper. If anyone has any ideas for getting more people involved with GWRRA get with us, we're always open for new ideas.

On February 11, a group of us met at 6:00 p.m. at Flying J at 242 and Highway 59 to go to Chapter M-2 monthly meeting in Spring, TX, for a BEE-VASION. We were going to present Nancy and Dennis Kwiecien, their Chapter Couple of the Year, with this Chapter N2 plaque, but they both were busy with another event, so we gave it to the Chapter Directors, Scott and Linda Gresak, to give to them at a later date. The plaque was made by me, with my own little hands. We had a great time visiting with one of our neighboring chapters.



(Couple of the Year article, cont.)



Our next Bee-Vasion will be a surprise to everyone. We will advise all of you of the time and place to meet. The whole purpose to the invasion is for it to be a surprise when the Chapter gets invaded by a swarm of BEES....

On February 12 at 4:00 p.m., we hosted and entertained the Chapter at Outback Steak House located at FM 1960 at I-45 for the Valentine Dinner. We arrived at the steak house at 3:00 p.m. to decorate the party room. This room will accommodate one hundred people. Each table was decorated with balloons, rose pedals, candles, flower bowls, and heart shaped candy dishes. As each couple entered the dining room, they received a gift bag full of goodies and all the ladies received a beautiful red rose. We had twenty-eight people in attendance for the Valentine dinner.

Several games were played with gifts awarded to the winners. "Twenty Question" required the participants to guess what was in the heart shaped box (*a red feather BOA*). How she guessed the item I will never know. *Karen Frazier* won the box, boa, and a gift card to enjoy at Outback Steak House. Then we played guess how many M&M's

are in the heart tumbler glass. *Linda Seligman* guessed 400 M&M's and there were 411 in the glass. She won the tumbler glass with the M&M's. We also played a game to guess how many candy hearts were in the bee bowl. The winner, *Linda Stich*, won another bee bowl and cup to match, which came with a Bee plate cover. We played "Finish My Phrase" and "The Key To Your Heart." *Ann Nix* won the "phrase" game and won the welcome Bee sign and *Billie Fleming* won the "key" game and won a dancing and signing Bee. We had a red shaped Hershey's kiss filled with Hershey kisses. Everyone was to guess how many were inside the container. The winner, *Rex Nix*, won with his guess of "one" kiss. There were actually fourteen kisses inside and Rex was the closest without going over the number inside. He won the Hershey kisses and a stuffed Bee with a fan attached, which turned and lit up with the message "Be Mine" and "I Love You." Thanks to Ricky and Karen Frazier for that gift donation. The last gift went to *Brad Rodger*, when his name was drawn. He won a wooden trinket box with nine ceramic drawers.

Thanks to Steve Fleming for taking the photographs of all the couples and to Ricky and Karen for helping us set everything up for our ladies' special day. Thanks also to Cathy Southwell for making our delicious "Bee My Valentine" cake.



(Couple of the Year article, cont.)



Here is our wonderful wait staff. They did a great job.

I think everyone had a pretty good time! We are looking forward to our next fun adventure.

February 2011 RIDE/EVENT PARTICIPATION REPORT



<u>DATE</u>	<u>EVENT</u>	<u>#OF BIKES</u>	<u>#OF PARTICIPANTS</u>
2/01/2011	Secret Sister Dinner	0	15
2/11/2011	Visit to Chapter M2		10
2/12/2011	Valentine Dinner @ Outback		26
2/16/2011	Social Dinner @ Black Eyed Pea		14
2/19/2011	Horizon's Class @ Chapter C		2
2/19/2011	Wing Ding Planning Mtg.	2	12
2/21/2011	President's Day Ride to Al T's	5	5
2/26/2011	Chapter Gathering	5	30



RIDER EDUCATOR

Mark Smith
Master Tour Rider 7153

LIKE A HELMET, REPLACE YOUR RIDING JACKET...

When you buy a motorcycle helmet, it's pretty easy to do. Just look for the stickers on the back of the helmet that say DOT and, if you can get a Snell rating, it's even better. Then it's just a choice of color, fit, and style. Unfortunately, it's not so easy of a choice, when purchasing a riding jacket.

It is important to do your research, when it comes to jackets. You must determine what is fact and what is just marketing strategy for the manufacturer. When you were younger, jacket choice was easy...tough, black leather! Yeah buddy, but now that you have experience behind you and knowledge that the cool factor is not the most important thing. With the maturity that has come with the riding experience you have achieved, you think more in the line of comfort and safety. There are so many different fabrics now with different weights that extended research for each individual is real important. Jackets are now being chosen for weather type and riding conditions. Leather is still a choice of many due to the different weights now offered, but you also have a choice of other fabrics such as: Kevlar, Ballistic Nylon, and Cordora. So which do you choose? This is where the fact versus marketing comes into effect. There are no officially approved safety standards in the U.S. for motorcycle jackets. They are not regulated like helmets. Go figure...my opinion is they should be. I have read that the American Society for Testing and Materials (ASTM) is trying to change this for the future. Right now, some manufacturers in the U.S. have adopted the Conformite European (CE) standard used widely in Europe. When body armor is tested for safety meeting the CE standard, this is similar to the testing of helmet safety by DOT. When you see the label "CE Approved" on a jacket, it just means the body armor in the jacket

has been tested, not the material of the jacket itself. Therefore, claims such as "abrasion resistant," "shock absorbing," "impact resistant," may be misleading. Jackets living up to those claims, they must meet the Personal Protective Equipment (PPE) standards set in England in 1995.

Another jacket that is popular is the mesh jacket, although some mesh jackets have a Polyurethane coating that some reports have stated can melt into the skin when sliding on asphalt and others have been reported to be equipped with body armor that would easily fail CE standards, therefore, insuring little protection. Research shows that the critical areas of the body that need the most protection on impacts are knees, hips, elbows, and shoulders. Your purchase needs to offer good protection for these areas.

So to start your research for a new jacket, here are some statics that might be helpful. Not only is armor helpful, but other items to take into effect are abrasion resistance, seam strength, and tear resistance. Minimum requirement for "high abrasion resistance" (i.e., sliding on back) is 4 seconds. Ordinary jeans provide only 0.6 seconds of protection, but a single layer of 1.4mm cow hide will last 5.8 seconds. Materials of a jacket should be strong enough to repel a sharp object from penetrating the outer layer. The lining of any riding jacket should be made up of slippery material to allow your body to slide against the external shell reduce further penetrating injury. It is important that the lining also has a high melting point. This will reduce the possibility of friction burn. Seam strength on a jacket helps keep the jacket from coming apart under stress. Seams should be looked at closely when choosing a jacket. Critical areas

(*Like A Helmet, Replace Your Riding Jacket....,cont.*)

should have at least one row of concealed or protected stitching. This helps hold the seams together, if the visible seams are worn away. Rule of thumb for stitching is as follows: Leather--11 to 14 stitches per 5 cm, Fabric--13 to 16 stitches per 5 cm. Too few stitches means weak seams, to many means weak fabric and additional layers should be double stitched.

Hopefully, some of the information in this article will help get you started on your own research to get the answers you need to pick the best jacket for you. Other research can be obtained from

magazine reviews and/or motorcycle websites. And if all else fails, talk directly to the manufacturer. It can't hurt. So the question at hand is which jacket is best? That's a choice each individual will have to make, but to repeat everything...research is the key. The more you know about the facts of a jacket, the better knowledge you will have to make the best decision on a safety stand point. Remember, do your homework and don't just choose a jacket for the cool factor. Safety is the lead point then you can choose comfort, visibility, good looks, and price. So cover up and ride safe...

See if you can find your GWRRA number in the newsletter. Let *Steve Seligman* know before the next chapter meeting and win a little something!

2011 RIDE FOR KIDS

benefitting

the Pediatric Brain Tumor Foundation


Sunday, May 1

Humble Civic Center

It's not too early to create and activate your FirstGiving page to raise money to benefit the Pediatric Brain Tumor Foundation. Donating through this site is simple, fast, and totally secure. It is also the most efficient way to make a contribution to this fundraising efforts. If you need assistance creating your FirstGiving page, contact *Karen Frazier* with Chapter N2 (karenf@nctv.com) or *Judy Ferguson* with Chapter C (Fergwinger@aol.com).



246900-01



GOT NEWS...Forward your articles, etc., to Sharon Rainwater at rainwatersharon@yahoo.com.

GOLD WING ROAD RIDERS ASSOCIATION ANNOUNCES--PASSPORT PROGRAM

Phoenix, AZ - Gold Wing Road Riders Association (GWRRA) has announced a new program, called the "Passport Program." The Program is geared to encourage the Members of GWRRA to ride more--mainly to GWRRA Chapter gatherings, events, rallies, their Honda Dealers, vendors, etc. The Program will kick off officially in March.

Paul Hildebrand, Founder and COB of GWRRA, said, "This program will encourage more riding with our Members and also provide a vehicle for more camaraderie by having Members and providers getting to-gether to sign/stamp their "Passports" and compare their travels!"

The Passport books have 64 pages, with 4 spaces on each page, for Members to get stamps/initials for each place they visit. GWRRA will be providing a special website for those Members who fill their Passports and send them into the GWRRA Home Office.

To capture those special travel moments, use this Passport when you go to GWRRA Events or Wing Ding. At each Event or Wing Ding (at any GWRRA booth), the Chapter Director, District Director or Region Director will apply a special stamp or initials (one per event) to recognize your attendance. After completing the entire Passport, send it to the Home Office by December 31, 2011, for a chance to win a prize. The winners will be chosen randomly from all entrants.

Mr. Hildebrand goes on to state that "I am looking forward to seeing this Program bring *riding and camaraderie* back to the forefront of GWRRA!" GWRRA will support this Program through editorials in *Wing World* magazine; our FREE monthly e-Newsletter, *Wingin' It*; and electronic media through our websites.

Founded in 1977, the Gold Wing Road Riders Association is the largest single marquee motorcycle organization in the world, with 72,000 Members in 52 countries. Our motto is "Friends for FUN, Safety and Knowledge." The Home Office is at 21423 North 11th Avenue, Phoenix, AZ 85027, the phone number is 800-843-9460 or 623-581-2500 and the website is www.gwrro.org. For this and other news, refer to the GWRRA Home Page at www.gwrro.org



CHAPTER N2 MONTHLY WEDNESDAY NIGHT SOCIAL DINNER 7:00 p.m.

MARCH

Mike & Robin Thacker

Wed., March 16 - (Supreme Hibachi & Sushi Buffet, Porter 77365 - 281-577-0122)

APRIL

Randy & Sharon Rainwater

MAY

Jerry Barnett

JUNE

Mike & Nancy Morgan

JULY

Gary & Marie Rabalais

AUG

Steve & Billie Fleming

SEPT

Jim & Beth Hartley

OCT

NOV

Jim & Lynn Flournoy

DEC

David & Cathy Southwell

ALTERNATES: Gary & Stormy Young, Paul & Mari Rich, Rex & Ann Nix



HOUSTON RODEO CONCERT SCHEDULE FOR 2011



<u>Event</u>	<u>Date</u>	<u>Venue</u>
Houston Rodeo: Clay Walker	Mar 1, 2010 Tue 6:45 PM	Houston, TX <i>Reliant Stadium</i>
Houston Rodeo: Trace Adkins	Mar 2, 2010 Wed 6:45 PM	Houston, TX <i>Reliant Stadium</i>
Houston Rodeo: Sugarland	Mar 3, 2010 Thu 6:45 PM	Houston, TX <i>Reliant Stadium</i>
Houston Rodeo: Janet Jackson	Mar 4, 2010 Fri 6:45 PM	Houston, TX <i>Reliant Stadium</i>
Houston Rodeo: Billy Currington	Mar 5, 2010 Sat 3:45 PM	Houston, TX <i>Reliant Stadium</i>
Houston Rodeo: Selena Gomez	Mar 6, 2010 Sun 3:45 PM	Houston, TX <i>Reliant Stadium</i>
Houston Rodeo: Tim McGraw	Mar 7, 2010 Mon 6:45 PM	Houston, TX <i>Reliant Stadium</i>
Houston Rodeo: Keith Urban	Mar 8, 2010 Tue 7:00 PM	Houston, TX <i>Reliant Stadium</i>
Houston Rodeo: Martina McBride	Mar 9, 2010 Wed 6:45 PM	Houston, TX <i>Reliant Stadium</i>
Houston Rodeo: Rascal Flatts	Mar 10, 2010 Thu 6:45 PM	Houston, TX <i>Reliant Stadium</i>
Houston Rodeo: Lady Antebellum	Mar 11, 2010 Fri 6:45 PM	Houston, TX <i>Reliant Stadium</i>
Houston Rodeo: Gary Allan	Mar 12, 2010 Sat 3:45 PM	Houston, TX <i>Reliant Stadium</i>
Houston Rodeo: La Arrolladora Banda El Limon/ La Leyenda	Mar 13, 2010 Sun 3:45 PM	Houston, TX <i>Reliant Stadium</i>
Houston Rodeo: Kid Rock	Mar 14, 2010 Mon 6:45 PM	Houston, TX <i>Reliant Stadium</i>
Houston Rodeo: Kiss	Mar 15, 2010 Tue 6:45 PM	Houston, TX <i>Reliant Stadium</i>
Houston Rodeo: Miranda Lambert	Mar 16, 2010 Wed 6:45 PM	Houston, TX <i>Reliant Stadium</i>
Houston Rodeo: Zac Brown Band	Mar 17, 2010 Thu 6:45 PM	Houston, TX <i>Reliant Stadium</i>
Houston Rodeo: Alan Jackson	Mar 18, 2010 Fri 6:45 PM	Houston, TX <i>Reliant Stadium</i>
Houston Rodeo: Brad Paisley	Mar 19, 2010 Sat 3:45 PM	Houston, TX <i>Reliant Stadium</i>
Houston Rodeo: Jason Aldean	Mar 20, 2010 Sun 3:45 PM	Houston, TX <i>Reliant Stadium</i>

GWRRA Horizons Class

Deer Park, Texas

Time well spent!

By Steve Fleming

Billie and I were able to finally attend the Horizons Class. We have tried to get to this class for some time and something has always prevented it. The class was conducted by Lynn Heene, our District Trainer and hosted by Chapter C. We really felt welcomed by the hosts and there were people from Victoria, Killeen, League City, Baytown, Katy, and Pasadena. Wow! It was really a fun class and Lynn made it very interesting.



I found out things about myself that I did not know. For those of you who know me, would you ever have suspected that my personality code would be the same as President Harry S. Truman? Would you have thought that I am most adapted to careers in management, accounting, engineering, electrician, computer programmer/operator, technical writer, or chief information officer? I actually have held positions in all of the above at one time or another with the exception of CIO. Go figure!



The time really goes by fast in the class, when you are learning the concepts of team building. Some of the concepts were not new to me due to my management training but there were some new angles on old ideas that I will definitely put to use on my job. I also hope that Billie and I will be able to help our chapter grow with the use of these concepts.

I was on the winning trivia team, yeah! It helps to know your geography. We only squeaked out the win by 6 points. One of the questions was really fresh to me, because I am from the area and we just visited there on our vacation last summer. How many know, without looking at a map, what 3 states are on the peninsula on the east side of the Chesapeake Bay? Who was Lyndon B. Johnson's Vice President? What country has the largest land mass in Europe not counting the Soviet Union?



I'm not going to answer them in case Lynn wants to use these in the next class. If you haven't attended one of these, let me encourage you to make it a priority, because it sure is informative and a whole lot of fun to boot. I am so glad we finally were able to make it and a big thank you to Chapter C for hosting this event and to District for providing an excellent trainer to facilitate the class.

Steve and Billie Fleming
New Rider Educators for Chapter N2

COME RIDE WITH US



GOLDWING ROAD RIDERS ASSOCIATION



CHAPTER N2 - HUMBLE, TEXAS

FRIENDS FOR FUN, SAFETY, AND KNOWLEDGE

We ride Goldwings and other motorcycles and enjoy riding safely and having fun. We schedule several rides each month (*weather permitting*) and meet monthly at the American Legion Hall (307 Charles Street, Humble, TX 77336). Our meeting date/time is the 4th Saturday of each month at 6:00 p.m. Visit our website at www.gwr-ra-n2-humbletx.com.

MY NAME IS: _____

CONTACT US AT: _____ EMAIL: _____


Thanks Robin Thacker for creating this form.

Brisket Sale

to benefit the

Pediatric Brain Tumor Foundation

12 lb. Briskets



\$ 40 each

(Pre-Cooked Size)

**"Cutoff Date" for Orders:
APRIL 8, 2011**

**Preparation and Cooking will be done by:
MIKESKA'S BBQ & CATERING**

on Friday Apr. 15, 2011

Briskets will be ready for pick-up at Northwest Honda on Sat. 04/16/11

**DELIVERIES WILL BE MADE TO BUYERS ON SATURDAY April 16 &
MONDAY April 18 BY THE PERSON MAKING THE SALE**

To Place an Order, Please contact the person below:

Name:

Phone:

Cell
Office

Slow-cooker recipes often get a bad rap for having overcooked vegetables, watery sauces, and a narrow range of options. But it doesn't have to be that way. Chris Kimball, host of "America's Test Kitchen," offers three great-tasting recipes that are perfect for a slow cooker. Recipes appeared on the Today Show.

Pork Loin with Cranberries and Orange

Chris Kimball

- 1 (4 1/2 to 5 pound) boneless pork loin roast, trimmed and tied at 1-inch intervals
- Salt and pepper
- 1 T. vegetable oil
- 1 (14-ounce) can whole berry cranberry sauce
- 1/2 c. dried cranberries
- 1/2 c. orange juice
- 3 (3-inch-long) strips orange zest, trimmed of white pith
- 1/8 tsp. ground cinnamon



Dry pork with paper towels and season with salt and pepper. Heat oil in 12-inch skillet over medium-heat until just smoking. Brown pork well on all sides, 7 to 10 minutes. Stir cranberry sauce, cranberries, orange juice, orange zest, and cinnamon into slow cooker. Nestle browned pork into slow cooker. Cover and cook until pork is tender and registers 140 to 145 degrees on instant-read thermometer, about 4 hours on low. Transfer pork to cutting board, tent loosely with aluminum foil, and let rest for 10 minutes. Let braising liquid settle for 5 minutes, then remove fat from surface using large spoon. Discard orange zest. Transfer braising liquid to saucepan and simmer until reduced to 2 cups, about 12 minutes. Season with salt and pepper to taste. Remove twine from pork, slice into 1/2-inch-thick slices, and arrange on serving platter. Spoon 1 cup sauce over meat and serve with remaining sauce. Cook time: about 4 hours on Low. Serves 6.

Easy Barbecued Ribs

Chris Kimball



- 3 T. sweet paprika
- 2 T. brown sugar
- 1/4 tsp. cayenne pepper
- Salt and pepper
- 6 pounds pork baby back ribs
- 3 c. barbecue sauce
- Vegetable oil spray

Mix paprika, sugar, cayenne, 1 tablespoon salt and 1 tablespoon pepper together, then rub mixture evenly over ribs. Arrange ribs upright in slow cooker, with meaty sides facing outward. Pour barbecue sauce over ribs, cover, and cook until ribs are tender, 6 to 8 hours on low. Position over rack 10 inches from broiler element and heat broiler. Place wire rack in aluminum foil-lined rimmed baking sheet and coat with vegetable oil spray. Carefully transfer ribs, meaty side down, to prepared baking sheet and tent with foil. Let braising liquid settle for 5 minutes, then remove fat from surface using large spoon. Strain braising liquid into medium saucepan and simmer until thickened and measures 2 cups, 15 to 20 minutes. Season with salt and pepper to taste. Brush ribs with some sauce and broil until ribs start to brown, 2 to 4 minutes. Flip ribs over, brush with more sauce, and continue to broil until ribs are well browned and sticky, 9 to 12 minutes longer, brushing with additional sauce every few minutes. Transfer ribs to cutting board with foil, and let rest for 10 minutes. Serve with remaining sauce. Cook time: 6 to 8 hours on Low. Serves 6 - 8.

(Recipes, cont.)

Nutella Bread Pudding

Chris Kimball

- Vegetable oil spray
- 1 (14-ounce) loaf challah bread, cut into 1-inch cubes (12 cups)
- 1/2 c. chocolate chips
- 2 c. heavy cream
- 2 c. whole milk
- 9 large egg yolks
- 1 c. Nutella
- 3/4 c. plus 1 tablespoon granulated sugar
- 4 tsp. vanilla extract
- 3/4 tsp. salt
- 2 T. light brown sugar



Line slow cooker with aluminum foil collar, then line with foil sling and coat with vegetable oil spray. Adjust oven rack to middle position and heat oven to 225 degrees F. Spread bread over rimmed baking sheet and bake, shaking pan occasionally, until dry and crisp, about 40 minutes. Let bread cool slightly, then transfer to very large bowl. Mix chocolate chips into dried bread; transfer to prepared slow cooker. Whisk cream, egg yolks, Nutella, 3/4 cup granulated sugar, vanilla, and salt together in bowl, then pour mixture evenly over bread. Press gently on bread to submerge. Mix remaining tablespoon granulated sugar with brown sugar then sprinkle over top of casserole. Cover and cook until center is set, about 4 hours on low. Let cool for 30 minutes before serving. Cook time: about 4 hours on Low. Serves 8 - 10.

Below is an easy version for making Chocolate Croissants. This recipe comes from REAL SIMPLE MAGAZINE (online) dated 2/26/2011.

EASY CHOCOLATE CROISSANTS

- 1 8-count tube refrigerated crescent rolls
- 1/3 c. semisweet chocolate chips or chopped semisweet chocolate



Heat oven to 375 degrees. Unroll the dough and separate it into 8 triangles. Place about 10 chocolate chips on the bottom third of each triangle and roll the dough up around the chocolate. Transfer the croissants to a baking sheet (lined with parchment paper, if desired, for easier cleanup). Bake until golden brown, 12 to 14 minutes. Serve warm or at room temperature.

March 2011
Bizarre and Unique Holidays

1	National Pig Day	17	Submarine Day
2	Old Stuff Day	18	Goddess of Fertility Day
3	If Pets Had Thumbs Day	19	Poultry Day
4	Holy Experiment Day	20	International Earth Day
5	Multiple Personality Day	21	Fragrance Day
6	Dentist Day	22	National Goof Off Day
7	National Crown Roast of Pork Day	23	National Chip and Dip Day
8	Be Nasty Day	24	National Choc. Covered Raisin Day
9	Panic Day	25	Waffle Day
10	Middle Name Pride Day	26	Make Up Your Own Holiday Day
11	Worship of Tools Day	27	National "Joe" Day
12	Plant a Flower Day	28	Something on a Stick Day
13	Ear Muff Day	29	Smoke and Mirrors Day
14	National Potato Chip Day	30	National Doctor's Day
15	Dumbstruck Day	31	Bunsen Burner Day
16	Everything You Do Is Right Day		



DATES TO REMEMBER...

2011

3/12	Texas Chapter C Convention - Baytown, TX
3/24-26	Region H Convention - Plano, TX
4/2	Texas Chapter O Convention - Fredericksburg, TX
4/7-9	Louisiana District Convention - Lafayette, LA
4/29-30	Texas Chapter O2 Convention - Brownwood, TX
5/12-14	Texas District Convention - Killeen, TX
5/26-28	Arkansas District Convention - Harrison, AR
7/6-9	Wing Ding 33 - Knoxville, TN
8/26-27	Kansas District Convention - Eldorado, KS
10/7-9	Oklahoma District Convention - McAlester, OK

19th Annual Houston Ride for Kids

All proceeds benefit the Pediatric Brain Tumor Foundation

Sunday, May 1

Humble Civic Center

(8233 Will Clayton Pkwy., Humble, TX)

Registration - 8:00 a.m. - 9:45 a.m.

Police escorted ride - 10:00 a.m.

Riders on all makes and models are welcome

For more information, call 800-253-6530 or go to www.rideforkids.org. If you haven't set up your First Giving Page and would like some guidance, contact *Karen Frazier* at karenf@nctv.com.



Fundraising Efforts to benefit the Pediatric Brain Tumor Foundation

Cathy and David Southwell received donated items from Continental Airlines that are for sale (stuffed airplanes, twin blankets, and back packs). Each item sells for \$3.00 with 100% of sales going to "the kids." See Cathy and David to purchase these items.

PEROXIDE

*This was written by Becky Ransey of Indiana (a doctor's wife).

Peroxide was invented during WWI in the 20's. It was used to save and help cleanse the needs of our troops and hospitals. Please think about this:



1. Take one capful (the little white cap that comes with the bottle) and hold in your mouth for 10 minutes daily, then spit it out. (I do it when I bathe.) No more canker sores and your teeth will be whiter without expensive pastes. Use it instead of mouthwash.
2. Let your toothbrushes soak in a cup of peroxide to keep them free of germs.
3. Clean your counters and table tops with peroxide to kill germs and leave a fresh smell. Simply put a little on your dishrag, when you wipe or spray it on the counters.
4. After rinsing off your wooden cutting board, pour peroxide on it to kill salmonella and other bacteria.
5. To treat fungus on your feet spray a 50/50 mixture of peroxide and water on them (especially the toes) every night and let dry.
6. Soak any infections or cuts in 3% peroxide for five to ten minutes several times a day.
7. Fill a spray bottle with a 50/50 mixture of peroxide and water and keep it in every bathroom to disinfect without harming your septic system like bleach or most other disinfectants will.
8. Tilt your head back and spray into nostrils with your 50/50 mixture whenever you have a cold or plugged sinus. It will bubble and help to kill the bacteria. Hold for a few minutes, and then blow your nose into a tissue.
9. If you have a terrible toothache and cannot get to a dentist right away. Put a capful of 3% peroxide into your mouth and hold it for ten minutes several times a day. The pain will lessen greatly.
10. And of course, if you like a natural look to your hair, spray the 50/50 solution on your wet hair after a shower and comb it through. You will not have the peroxide-burnt blonde hair like the hair dye packages but more natural highlights if your hair is a light brown, faddish, or dirty blonde. It also lightens gradually, so it's not a drastic change.
11. Put half a bottle of peroxide in your bath to help rid boils, fungus, or other skin infections.
12. You can also add a cup of peroxide instead of bleach to a load of whites in your laundry to whiten them. If there is blood on clothing, pour it directly on the soiled spot. Let it sit for a minute, then rub it and rinse with cold water. Repeat if necessary.
13. You can use peroxide to clean mirrors. There is no smearing.

Thanks Robin for sharing this information.



WORD MAZE



P A B C T L E R A S E K O H C I T R A
 B E E B A A C O L L A R D G R E E N S
 J U A T C S B E E I A R E E W E G S B
 L S L S E P B E E M B B K C A B A N E
 W P E A E A C E B A E E B O T Z B A L
 F I E E B R A I E B E E E B E U B E L
 G N B B P A R S L E Y B K Y R C A B P
 Y A E E B G B E E A S L A O C C C N E
 A C E E E U E B E N N E L H R H E E P
 T H E B E S E E B S A T E C E I L E P
 G R E E N O N I O N S T R K S N E R E
 B R O C C O L I B E E U B O S I R G R
 A B S S R E B M U C U C E B A S Y B F
 S E M U S T A R D G R E E N S B E E D
 D E A S T U O R P S L E S S U R B E E
 F E Y U O P K D E A N B D W C S A S D



peas
 green beans
 lettuce
 kale
 parsley
 artichokes
 lima beans
 cilantro

asparagus
 mustard greens
 brussel sprouts
 cabbage
 green onions
 bok choy
 broccoli
 celery

collard greens
 spinach
 cucumbers
 okra
 bell pepper
 zucchini
 watercress

How many times can you find the word "BEE"?





GAME NIGHT

Friday, March 4

6:00 p.m.

American Legion Hall
307 Charles Street
Humble, TX



The concept of our monthly game night originated as a group activity that could take place within the chapter--rain or shine or hot or cold. Let's face it, not every month of the year provides ideal riding weather, depending on where you reside. It has become a favorite event within our chapter. Come join us for fun, fellowship, and food. Bring a snack to share...most of the time our spread is equivalent to a sit down meal...ha. Game Night is a fun way to "tax" your brain in a good way!

Mel's Country Cafe & Pie-in-the-Sky

Saturday, March 5

10:00 a.m.

Meeting at Flying J
Rainwater leading ride



Breakfast @ Kelley's Country Kitchen

Sunday, March 6

8:30 a.m.

Meeting at Little Mexico

Texas Chapter C Convention

(Baytown, TX)

Saturday, March 12

9:00 a.m.

Meeting at Little Mexico

DAYLIGHT SAVINGS TIME BEGINS

Sunday, March 13

Social Dinner

Wednesday, March 16

7:00 p.m.



Mike & Robin Thacker have chosen Supreme Hibachi & Sushi Buffet - 23741 US Hwy. 59, Porter 77365 - 281-577-0122) for March's Social Dinner. Ya'll come.

MAINTENANCE DAY

Saturday, March 19

9:00 a.m.

@ Jim & Lynn Flournoys' house
(25378 Goodson Rd., Splendora 77372)

The Flournoys will have coffee, juice, and donuts for the early arrivals. Lunch will be a potluck meal, so bring a dish to share. Plans are to eat around 11:30 a.m. or when everyone is ready. Water will be provided. Bring any fluids, etc., to be changed as well as parts to be mounted, checked, etc. If your bike requires no maintenance, come anyway to help others or just to visit.

Chapter Gathering

Saturday, March 19

6:00 p.m.

American Legion Hall
(307 Charles Street, Humble, TX 77338)



Region H Convention

(Plano, TX)

March 24 - 26

8:00 a.m.

Meeting at Flying J
Mike Thacker leading the ride

Bob Lunsford's Northwest Honda

Spring Ride to

Washington on the Brazos

Sunday, March 27

Join us for FUN-GAMES-PRIZES

BBQ Dinner

\$5 pp/must sign up by March 25

10:00 a.m. - Meet @ Northwest Honda

10:30 a.m. - Leave Northwest Honda



For this event, Chapter N2 is meeting at Little Mexico (Humble, TX) at 9:30 a.m. to ride over to Northwest Honda as a group.

BRISKET SALE to benefit the Pediatric Brain Tumor Foundation

12 lb. (pre-cooked briskets) - \$40

The last day to place an order with Karen Frazier is **Friday, April 8**. You can reach Karen at c#281-615-1365 or karenf@nctv.com. (Make your check payable to Karen.) Briskets will be ready for pick-up at NW Honda on Saturday, April 16.

**GWRRA CHAPTER N2
HUMBLE, TEXAS
MARCH 2011**

SUNDAY	MONDAY	TUESDAY	WEDNESDAY	THURSDAY	FRIDAY	SATURDAY
				Bee-vasion Flying J 5:45 pm	Game Night American Legion Hall 6:00 pm 	Mel's Country Café & Pie-in-the-Sky Flying J 10:00 am Rainwater
		1	2	3	4	5
Breakfast Kelley's Country Kitchen Little Mexico 8:30 am						TX Chapter C Convention Baytown Little Mexico 9:00 am
6	7	8	9	10	11	12
Daylight Savings Time begins			Social Dinner Thacker Supreme Hibachi & Sushi Buffet Porter 7:00 pm			Chapter Gathering American Legion Hall 6:00 pm Maintenance Day Flournoy's 9:00 am
13	14	15	16	17	18	19
First Day of Spring				Region H Convention - Plano, TX		
				Region H Conv. 8:00 AM Flying J Thacker	Deadline to register & pay for Washington on the Brazos BBQ ride with NW Honda	
20	21	22	23	24	25	26
Washington on the Brazos BBQ ride with NW Honda Little Mexico 9:30 AM						
27	28	29	30	31		


Birthdays

Gary Young	3/10
David Sanborn	3/10
Dolly Ards	3/10
Jeff Ingram	3/18
Marie Rabalais	3/20

Anniversaries

Larry & Debra Turnbull	3/1
------------------------	-----

**GWRRA CHAPTER N2
HUMBLE, TEXAS
APRIL 2011**

SUNDAY	MONDAY	TUESDAY	WEDNESDAY	THURSDAY	FRIDAY	SATURDAY
					Game Night American Legion Hall 6:00 PM 	TX Chapter O Convention Fredericksburg
					1	2
Breakfast 9:00 a.m. Skeeters 4121 West Lake Houston Drive				Louisiana District Convention - Lafayette, LA		
3	4	5	6	7	8	9
			Social Dinner Rainwaters Bill's Café on 494 South of Kingwood Dr			Secret Sister Reveal Cats 2:00 p.m. Hobby Center Purple Pig Café Flint, TX near Tyler Flying J 8:00 a.m.
10	11	12	13	14	15	16
					Good Friday	Chapter Gathering American Legion Hall 6:00 PM Potluck
17	18	19	20	21	22	23
Easter				Ride for the Kids training FMC 7:00 a.m. Beltway 8	TX Chapter O2 Convention - Brownwood	
24	25	26	27	28	29	30

Birthdays

Leo Hannon	4/17
Steve Seligman	4/20
Jim Flournoy	4/24

Anniversaries

--

Did you find your GWRRA number? Keep looking!

"N2" Apparel

Yellow polo shirts (summer) with logo: \$17.00

Yellow/black polo shirts with logo: \$25.00

Grey T-shirts with logo:

Short sleeve \$10.00

Long sleeve \$12.00

Yellow T-shirts with logo short sleeve \$10.00

Black denim vests \$25.00

"Humble Bumble" Bears \$3.00

Contact Randy or Sharon Rainwater

BARNETT CYCLE CARGO TRAILERS

Jerry Barnett

24696 Marks Rd.
Splendora, TX

713-201-5090

Bear1947@Juno.com

TEXAS CYCLE CHROME



Wing and Cruiser Accessory Headquarters

Chrome, Safety, Convenience and Maintenance Items

713-983-8700 or 866-983-8701

17352 Northwest Freeway, Houston, TX 77040

10:00AM - 6:00PM Monday - Friday / 12:00PM - 5:00PM Saturday / Closed Sunday

www.texascyclechrome.com

WILD WEST HONDA

22515 KATY FRWY.
KATY, TX. 77450

SALES: 281.392.8850
SERVICE: 281.3928940



BOB LUNSFORD'S

Northwest Honda

HONDA

COME SEE THE NEW GOLDWING

YOUR ONE STOP HONDA SHOP


SALES	(281)447-3476
PARTS & ACCESSORIES	(281)447-6337
SERVICE	(281)447-0316

10102 NORTH FREEWAY, I-45 AT WEST





Honda of Houston




Honda of Houston offers great prices on tires and tire installation. Why pay more?

For 2007 Honda of Houston has an expanded selection of Goldwings in stock.



Heated seats Heated grips Premium audio

New for 2007 GPS  Warm air vents 

Now open Mondays

Monday - Friday - 9:00 am to 7:00 pm
Saturday - 9:00 am to 6:00 pm
Service opens at 8:00 am Monday - Saturday

Now open Mondays

12655 West Road
Houston, TX 77041
281-506-1388



WWW.HONDAOFHOUSTON.COM






We carry a full line of parts, accessories, and riding gear for you and your Goldwing.

Sign up today for your Rider Rewards Card and receive discounts all year long.

Stubbs 59 Powerports
10430 Southwest Freeway
Houston, TX 77074
(713) 772-7771
www.stubbs59.com



Stubbs Cycles
4436 Telephone Rd.
Houston, TX 77087
(713) 644-7535
www.stubbscycles.com

Two Locations in Houston



We offer insurance directly from our stores. We can insure your motorcycle as well as your truck, car, ATV, RV or boat.



Want to learn how to ride? We offer Rider's Edge New Rider Courses at our Harley-Davidson locations. Call (713) 644-7535 for Stubbs Harley-Davidson in Houston or (281) 991-4275 for San Jacinto Harley-Davidson in Pasadena.

We Sell Fun!



A Full Line Of



**Honda Gold Wings
and Accessories!**

New Owners!

New Attitude!

More Fun!

Travel In Style With



Bushtec Trailers

2901 Spencer Hwy.

www.pasadenahonda.com

713-941-5920