

Gold Wing Road Riders Association

FRIENDS FOR FUN, SAFETY, AND KNOWLEDGE



**Texas District
Chapter N2
Humble. Texas**

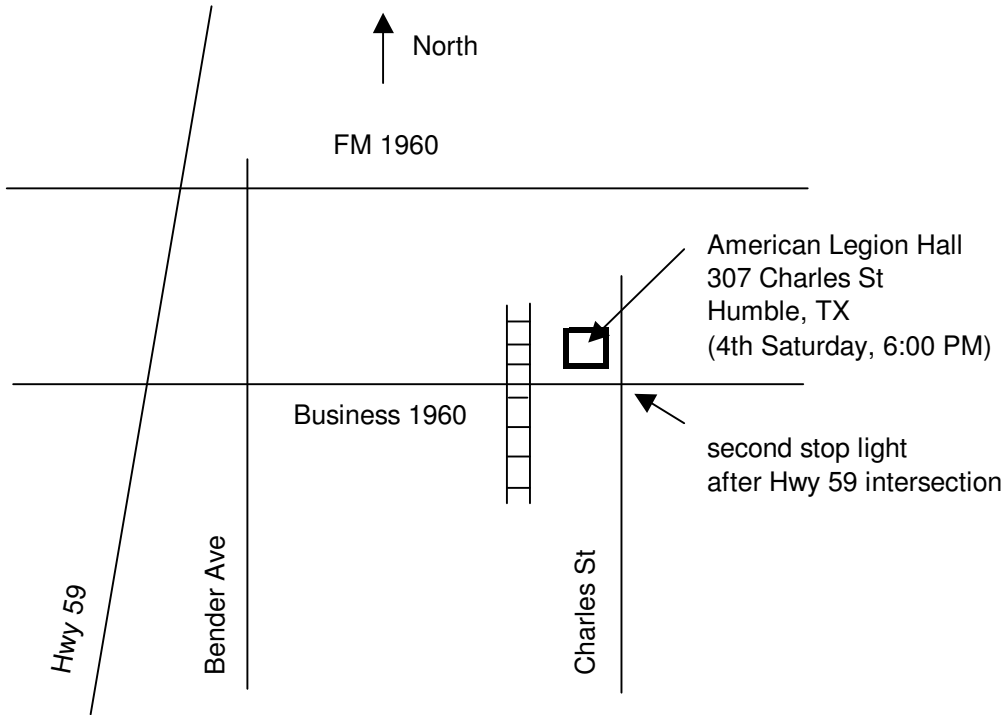
South Central Region H

The N2 Buzz

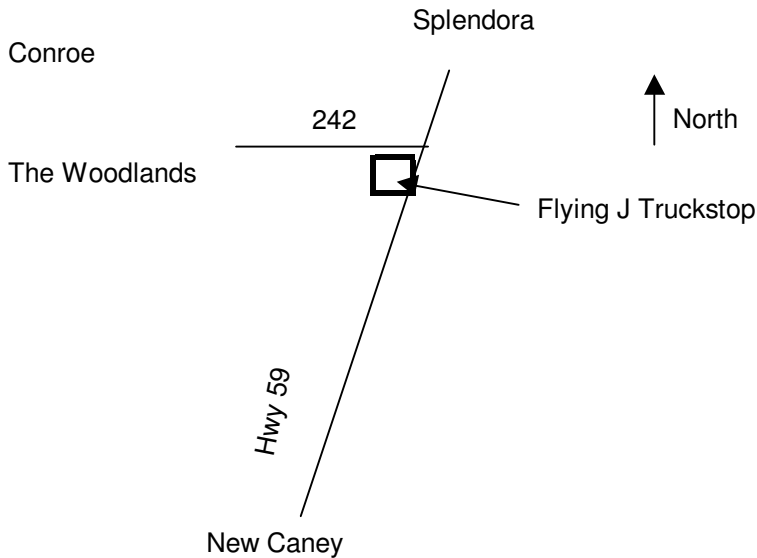


March 2010

MONTHLY MEETING PLACE



RIDE MEETING PLACE



INSIDE THIS ISSUE...

- Monthly Meeting/Ride Location Maps
- Chapter N-2 Staff
- Texas District Staff
- News from the Chapter Directors
- 2010 Couple of the Year
- Rider Education
- Bob's Taco Station Ride
- Things Your Burglar Won't Tell You
- 8 More Things a Burglar Won't Tell You
- Recipes
- This & That
- Winter Itch...Dry Skin
- St. Patrick's Word Maze
- Chapter Calendars
- Newsletter Sponsors

Chapter N2 Staff - 2010

Chapter Directors

Steve & Linda Seligman
713-305-0225
swselig@gmail.com

Treasurer

Robin Smith
832-434-2991
fordfanatics@gmail.com

Ride Coordinators

Randy Rainwater 281-360-4577
Mark Smith 713-291-6118
Mike Thacker 281-686-8892
Ricky Frazier 281-615-4386

Scrapbook Coordinators

Ricky & Karen Frazier
281-615-4386
karenf@nctv.com

Website

www.gwrri-n2-humbletx.com

Chapter N2 Email Address

humblechaptern2@gmail.com

Advisor

Carolyn Thomsen
281-540-2454
Wngldr98@yahoo.com

Newsletter Editor

Sharon Rainwater
281-360-4577
rainwatersharon@yahoo.com

Sunshine Couple

Ricky & Karen Frazier
281-615-4386
karenf@nctv.com

Camping Coordinators

Rex & Ann Nix
713-697-7692
renix@hotmail.com

MEC

Steve & Billie Fleming
832-630-2038
832-630-2293
Fleming49@yahoo.com
Bfleming5200@yahoo.com

Chapter Educator/MAD Coord.

Mark Smith
713-291-6118
fordfanatics@gmail.com

Phone Tree Coordinator

Shirley Rodger
281-441-7084
shirleyrodger@comcast.net

Ways N Means

Randy Rainwater
281-360-4577
rrainwater@embarqmail.com

Web Master

Brad Rodger
281-441-7084
bradrodger@comcast.net

Couple of the Year

Rex & Ann Nix
713-697-7692
renix@hotmail.com

Texas District Staff - 2010

District Directors

Ken & Barbie Peterson
817-293-4667
TexasDD@gwrri-tx.org

TX District COY 2009/ Vendor Coord.

Don & Linda Holley
940-3900873
TXCoy@gwrri-tx.org

District Webmaster

Mark Heene
512-694-3063 (c)
webmaster@gwrri-tx.org

Dist. Treasurer/Newsletter Editr.

Pamela Meyer
281-578-8371 (h)/713-823-4053
treasurer@gwrri-tx.org

Assistant District Directors

Fred & Mandy Mew
972-425-3077
TexasADD@gwrri-tx.org

District Educators

Chet Roby & Maria Collins
254-718-3977
Txed@gwrri-tx.org

District Trainer

Lynn Heene
512-288-4152 (h)
TxTrainer@gwrri-tx.org

Texas District Website

www.gwrri-tx.org

Membership Enhancement Div.

Carolyn Barton
254-578-3353 (h)
txmedac@gwrri-tx.org

Asst. Membr. Enhancement Div.

Donna Holley
940-231-4026 (c)
asstmgrri-tx.org@gwrri-tx.org

Assistant District Educator

Collen Campbell
713-907-8700 (c)
AsstED@gwrri-tx.org

NEWS FROM THE CHAPTER DIRECTORS

Steve & Linda Seligman
Master Tour Rider 6748 & 6747
Chapter N2 - Humble, TX



Looks like spring is on the way. This has been a real interesting winter for Houston--snow three times in one year, temperatures that range from 25 to 60 degrees. Looks like it is going to be a great spring for having fun doing what motorcyclists do best--getting out and riding.

March looks to be a busy month for our chapter so you will want to mark your calendar for the upcoming events. We begin the month on March 5 with Game night. On Saturday, March 6, Rex will lead a ride through the pine trees of east Texas.

Of course, we cannot forget our Chapter breakfast on Sunday, March 7. Steve Fleming will lead a ride to Kelly's on I-45 for breakfast and then over to the San Jacinto Monument. On Saturday, March 13, we will have another Chapter favorite--the Cochon de lait. This event is hosted by Gary and Marie Rabalais at Paul and Mari Rich's home. We have the Blessing of the Bikes on Saturday, March 20, and the chapter gathering that evening. We then end the month with the Region H Rally in Marshall, TX.

We are hoping for great weather and great rides. If you have a favorite restaurant or destination, we would love to have you lead a chapter ride and share with the rest of us. If you don't want to lead the ride, then we will get someone else to lead.

SOME OF LIFE'S FAVORITE SAYINGS...

- No man or woman is worth your tears, and the one who is, won't make you cry.
- Just because someone doesn't love you the way you want them to, doesn't mean they don't love you with all they have.
- A true friend is someone who reaches for your hand and touches your heart. The worst way to miss someone is to be sitting right beside them knowing you can't have them.
- Never frown, even when you are sad, because you never know who is falling in love with your smile. To the world you may be one person, but to one person you may be the world.
- Don't waste your time on someone, who isn't willing to waste their time on you.
- Maybe God wants us to meet a few wrong people before meeting the right one, so that when we finally meet the person, we will know how to be grateful.
- Don't cry because it is over, smile because it happened.
- There's always going to be people that hurt you so what you have to do is keep on trusting and just be more careful about who you trust next time around.
- Make yourself a better person and know who you are before you try and know someone else and expect them to know you.

REMEMBER: WHATEVER HAPPENS, HAPPENS FOR A REASON.

2010 COUPLE OF THE YEAR

Rex & Ann Nix

Master Tour Rider 4167 & 5964

Chapter N2 - Humble, TX



Not sure what to write about this month. I am standing in the backyard lighting smoke bombs left over from New Years 2008. These multi-colored things can only be appreciated during the full light of day. The bright colors are awesome and only a man can appreciate the smell of burning black power. But this is not why I am writing this.

Ann and I were first asked to be the chapter couple. Cool, we can do this, but we will never be as good as the preceding couples we are following. Our first responsibility was to organize a sweetheart dinner for the chapter. We had it at the Outback Steakhouse, where 37 people came out to enjoy each other's company and hang out with their sweeties. Many of us remembered those that are not with us any more, but the memories were good. Ann and I, with the help of some early arrivers, prettied the place up with balloons, some homemade flower arrangements, some little trinkets to add color, and some candy to ruin everyone's diets. We had pinks, reds, whites, and hearts everywhere.

We had an open menu, so it was up to each person how bad, sorry, how good they wanted to eat. The wait staff did a great job keeping up with that many folks taking drinks and orders, some folks even had dessert after dinner.

We played a few games that everyone seemed to enjoy. The winners were given stuffed love bugs for prizes. We had a prize for guessing

how many candy hearts were in a jar and how many chocolate kisses were in a jar. We gave away boxes to everyone for just being there that had small things in them. One box had a small bee button inside. The person that had this box won a grand prize of the Dancing Bee. We had a drawing picked at random and the winner won a Fun Romance Game. We don't want to know.

We had other drawings to give away more love bugs and, finally, it was time to clean up and go home. One of the employees was willing to give away the balloons and we packed everything else up to be used at next year's Sweetheart dinner.

We had fun going to different places looking at things for the night. Ann and I appreciate the time we get together in our crazy schedules. We hope everyone had fun and thank you for letting us do this for our friends.

Now we can change our focus to the Texas District Rally in Killeen, Texas. We need camping ideas, items, money, more ideas, and more items to put in the basket, we are making to represent our chapter at the rally. All ideas, items, and any donations are appreciated and we thank you, in advance, for your help. We have already gotten our rooms and are looking forward to the time with each other and friends. Now we need to start looking at our outfits we will need to get ready. As much as I like bright colors, Ann will really have a challenge keeping me grounded here.

Time to go play some more, I think I will wipe the bike down and see how it looks in the sunlight. We have had so much rain this year, I haven't burned five tanks of gas in the bike. Maybe I can do something about that tomorrow. Don't look back, keep moving ahead.



RIDER EDUCATOR
 Mark Smith
 Master Tour Rider 7153
 Chapter N2 - Humble, TX

CHOOSING A HELMET THAT'S RIGHT FOR YOU

Never buy a used helmet or borrow someone else's helmet. Over time, the protective foam in helmets will adjust to the contours of a user's head. A used or borrowed helmet may not offer as much protection as a new helmet.

Wearing the wrong size helmet can increase your risk of serious injury or death in an accident. A helmet that is too large for your head may be dislodged or knocked off in an accident. To select the right size helmet for your head, follow these instructions:

1. **Measure your head.** Wrap a tape measure around your head about one inch (2.5 cm) above your eyebrows.
2. **Use the sizing chart** to select the helmet size that corresponds most closely to your head measurement. If your head size falls between two helmet sizes, try on the larger helmet first and then the smaller size.

<u>Size</u>	<u>Centimeter</u>	<u>Hat Size</u>	<u>Inches</u>
XXS	51-52	6 3/8 - 6 1/2	20 - 20 1/2
XS	53-54	6 5/8 - 6 3/4	20 7/8 - 21 1/4
S	55-56	6 7/8 - 7	21 5/8 - 22
M	57-58	7 1/8 - 7 1/4	22 1/2 - 22 7/8
L	59-60	7 3/8 - 7 1/2	23 1/4 - 23 5/8
XL	61-62	7 5/8 - 7 3/4	24 - 24 3/8
XXL	63-64	7 7/8 - 8	24 3/4 - 25 1/4
XXXL	65-66	8 1/8 - 8 1/4	25 5/8 - 26
Youth S	49-50	6 1/8 - 6 1/4	19 1/4 - 19 3/4
Youth M	51-52	6 3/8 - 6 1/2	20 - 20 1/2
Youth L	53-54	6 5/8 - 6 3/4	20 7/8 - 21 1/4
Youth S/M	49-50	6 1/8 - 6 1/4	19 1/4 - 19 3/4
Youth L/XL	51-52	6 3/8 - 6 1/2	20 - 20 1/2

3. **Try on the helmet** by grasping both chin straps to pull the helmet completely onto your head, ensuring that the top of your head is in contact with the top of the helmet interior.

4. **Check for proper fit.** To make sure your helmet is the right size, check that:
 - The helmet inner lining fits snugly around your head.
 - The top pad presses firmly on your head.
 - The cheek pads contact your cheeks.
 - There is no space around your brow under the inner lining.

Test this by trying to insert your fingers. If the helmet does not fit snugly, try on a smaller size.

5. **Check your field of vision** when trying on a helmet. Some helmets may obstruct or block your vision when looking left, right, up, or down.

Always make sure you can see well enough to safely operate your motorcycle.

6. **Test the helmet fit** by placing your hands on each side of the helmet. While holding your head as motionless as possible, try rotating your helmet from left to right then up and down. If you can feel the helmet padding sliding on your head, it is too big, try a size smaller. You should feel the helmet move the skin on your head and face as you try to move the helmet.

7. **Fasten the retention system** (chin strap) as tight as possible under your jaw without causing pain. There must be no slack in the strap, and the strap must be tight up against your jaw.

8. **Test the retention system** (chin strap)
 - Put your hands on the back of the helmet and try to push the helmet off by rotating it forward.
 - Put your hands on the front of the helmet above your forehead (or on the chin guard) and try to push the helmet off by rotating backward.

If the helmet comes off, try another size or another model or brand.

Repeat steps 3 through 8 until you find a helmet that fits your head snugly and securely.

I hope this helps when selecting your next helmet. And remember that professionals say to replace a helmet every five years. So until next time, ride safe and remember to stop and smell the roses.

Bob's Taco Station Ride By Randy Rainwater

It was President's Day and a few of us had the day off and had seen our destination highlighted on a recent Diners, Drive-ins, and Dives episode on The Food Network. Our day started at 9:00 a.m. at the Flying J, intersection of Hwy 59 and 242, and it was 39 degrees. I think it got up to 50 degrees, before we finished our day with 225 more miles added to our odometers. The direct mileage would have been about 136 miles, but where is the fun in that.

We basically made a big loop through Magnolia, Waller, Brookshire, Fulshear, Rosenberg, Brazos Bend State Park, Dickson, Kemah, Baytown, Highlands, Crosby, and then to the Dairy Queen near Lake Houston. The restaurant is very small, but it seemed like everyone was happy with what they ordered. They have several types of tacos (which got good reviews), but they also had some good tamales and enchiladas. Sharon and I split a tamale plate and a cheese enchilada plate and we were both pleased. Their chips and salsa were also good. After lunch, we rode by Steve and Linda Seligman's previous home, even though I didn't have a clue that we were that close, when I planned the route.



Before we started splitting up at 2100 and 1960 in Huffman, Jim Hartley stated that he was going to stop for ice cream near Lake Houston. Everybody decided that sounded like a good idea, so we all pulled into the parking lot. Jim had a DQ card that he had gotten at one of our previous Christmas parties and offered to treat everyone until the money ran out. When we all finished ordering, he only had about \$1.25 left on the card. Thanks to Jim for our afternoon snacks!

We had 6 bikes with 9 riders and two cars with 6 more folks for our total attendees. We found a lot of flat country and straight roads, but it was a great day to be with friends and enjoy a good meal.




THINGS YOUR BURGLAR WON'T TELL YOU

1. Of course, I look familiar. I was here just last week cleaning your carpets, painting your shutters, or delivering your new refrigerator.
2. Hey, thanks for letting me use the bathroom, when I was working in your yard last week. While I was in there, I unlatched the back window to make my return a little easier.
3. Love those flowers. That tells me you have taste. And taste means there are nice things inside. Those yard toys your kids leave out always make me wonder what type of gaming system they have.
4. Yes, I really do look for newspapers piled up on the driveway. And I might leave a pizza flyer in your front door to see how long it takes you to remove it.
5. If it snows while you're out of town, get a neighbor to create car and foot tracks into the house. Virgin drifts in the driveway are a dead giveaway.
6. If decorative glass is part of your front entrance, don't let your alarm company install the control pad where I can see if it's set. That makes it too easy.
7. A good security company alarms the window over the sink. And the windows on the second floor, which often access the master bedroom-and your jewelry. It's not a bad idea to put motion detectors up there too.
8. It's raining, you're fumbling with your umbrella, and you forget to lock your door-understandable. But understand this: I don't take a day off because of bad weather.
9. I always knock first. If you answer, I'll ask for directions somewhere or offer to clean your gutters. (Don't take me up on it.)
10. Do you really think I won't look in your sock drawer? I always check dresser drawers, the bedside table, and the medicine cabinet.
11. Here's a helpful hint: I almost never go into kids' rooms.
12. You're right: I won't have enough time to break into that safe, where you keep your valuables. But if it's not bolted down, I'll take it with me.
13. A loud TV or radio can be a better deterrent than the best alarm system. If you're reluctant to leave your TV on while you're out of town, you can buy a \$35 device that works on a timer and simulates the flickering glow of a real television. (Find it at faketv.Com.)

8 MORE THINGS A BURGLAR WON'T TELL YOU

1. Sometimes, I carry a clipboard. Sometimes, I dress like a lawn guy and carry a rake. I do my best to never, ever look like a crook.
2. The two things I hate most: loud dogs and nosy neighbors.
3. I'll break a window to get in, even if it makes a little noise. If your neighbor hears one loud sound, he'll stop what he's doing and wait to hear it again. If he doesn't hear it again, he'll just go back to what he was doing. It's human nature.
4. I'm not complaining, but why would you pay all that money for a fancy alarm system and leave your house without setting it?
5. I love looking in your windows. I'm looking for signs that you're home, and for flat screen TVs or gaming systems I'd like. I'll drive or walk through your neighborhood at night, before you close the blinds, just to pick my targets.
6. Avoid announcing your vacation on your Facebook page. It's easier than you think to look up your address.
7. To you, leaving that window open just a crack during the day is a way to let in a little fresh air. To me, it's an invitation.
8. If you don't answer when I knock, I try the door. Occasionally, I hit the jackpot and walk right in.

Sources: Convicted burglars in North Carolina, Oregon, California, and Kentucky; security consultant Chris McGoey, who runs crimedoctor.com; and Richard T. Wright, a criminology professor at the University of Missouri-St. Louis, who interviewed 105 burglars for his book *Burglars on the Job*.



If you need a trailer for the upcoming riding season, *Jerry Barnett* has some quality trailers for sale. Jerry carries 2 different sizes and styles. For more information, pictures, and a price list, contact Jerry at 713-201-5090.

To celebrate “the green” of St. Patrick’s Day, several recipes below highlight the ingredients and flavors of Ireland. With the exception of the salad, the recipes featured come from the March 2010 issue of *Cooking Light*. Enjoy!

CURRIED SPINACH SALAD

2 lb. spinach
 2 apples, sliced
 ¾ c. dry roasted peanuts
 ½ c. raisins
 1/3 c. green onions, sliced
 2 T. toasted sesame seeds

Dressing:
 ½ c. white wine vinegar
 2/3 c. salad oil
 1 T. chopped chutney
 1 tsp. curry powder
 1 tsp. dry mustard
 1 tsp. salt



Mix dressing and let stand for at least 2 hours. Toss with other ingredients, when ready to serve.

BEEF AND GUINNESS STEW

2 T. canola oil, divided
 1 T. butter, divided
 ¼ c. all-purpose flour
 2 lbs. boneless chuck roast,
 (trimmed and cut into 1-inch cubes)
 1 tsp. salt, divided
 5 c. chopped onions
 1 T. tomato paste
 4 c. fat-free, less sodium beef broth

11.2 oz. bottle Guinness Draught
 1 T. raisins
 1 tsp. caraway seeds
 ½ tsp. black pepper
 1 ½ c. diagonal slices carrot
 1 ½ c. diagonal slices parsnip
 1 c. cubed peeled turnip
 2 T. finely chopped fresh flat-leaf parsley

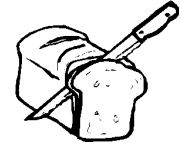


- Heat 1 tablespoon oil in a Dutch oven over medium high heat. Add 1 ½ teaspoons butter to pan. Place flour in a shallow dish. Sprinkle beef with ½ teaspoon salt; dredge beef in flour. Add half of beef to pan; cook 5 minutes, turning to brown on all sides. Remove beef from pan with a slotted spoon. Repeat procedure with remaining 1 tablespoon oil, 1 ½ teaspoons butter, and beef.
- Add onion to pan; cook 5 minutes or until tender, stirring occasionally. Stir in tomato paste; cook 1 minute, stirring frequently. Stir in broth and beer, scraping pan to loosen browned bits. Return meat to pan. Stir in remaining ½ teaspoon salt, raisins, caraway seeds, and pepper; bring to a boil. Cover, reduce heat, and simmer 1 hour, stirring occasionally. Uncover and bring to a boil. Cook 50 minutes, stirring occasionally. Add carrot, parsnip, and turnip. Cover, reduce heat to low, and simmer 30 minutes, stirring occasionally. Uncover and bring to a boil; cook 10 minutes or until vegetables are tender. Sprinkle with parsley. Yield: 8 servings (serving size: about 1 cup)

BROWN SODA BREAD

Cooking spray
 1 ½ c. whole wheat flour
 ½ c. flour
 ½ c. steel-cut oats (such as McCann's)
 2 T. brown sugar
 1 T. wheat germ

1 tsp. baking soda
 1 tsp. baking powder
 ½ tsp. salt
 2 c. low-fat buttermilk
 1 large egg, lightly beaten



Preheat oven to 325 degrees. Coat a 9 x 5-inch loaf pan with cooking spray. Line the pan with parchment paper, and coat with cooking spray. Lightly spoon flours into dry measuring cups, and level with a knife. Combine flours and next 6 ingredients (through salt). Combine buttermilk and egg; add to flour mixture. Stir just until combined. Spoon the mixture into prepared pan. Bake at 325 degrees for 1 hour and 5 minutes or until a wooden pick inserted in center comes out clean. Invert bread onto a wire rack; cool completely. Remove parchment; slice bread into 12 servings.

BLACK AND TAN BROWNIES

Tan Brownies:

6 T. butter, softened
 1 ½ c. packed brown sugar
 2 large eggs
 1 tsp. vanilla extract
 1 c. flour
 1 tsp. baking powder
 ¼ tsp. salt
 ½ c. chopped pecans

Black Brownies:

3 oz. unsweetened chocolate, finely chopped
 4 T. butter
 1 c. granulated sugar
 2 large eggs
 1 tsp. vanilla extract
 1 c. Guinness Stout
 1 c. all-purpose flour
 ¼ tsp. salt



- Place one rack in lower third of oven; place another rack in center of oven. Preheat oven to 350 degrees.
- To prepare **Tan Brownies**, place 6 tablespoons butter and brown sugar in a medium bowl; beat with a mixer at medium speed until light and fluffy. Beat in 2 eggs and 1 teaspoon vanilla. Lightly spoon 1 cup flour into a dry measuring cup; level with a knife. Combine 1 cup flour, baking powder, and ¼ teaspoon salt, stirring well. Add flour mixture and pecans to sugar mixture, beating just until combined. Spoon into a 13 x 9-inch baking pan coated with cooking spray, spreading evenly with a knife or rubber spatula. Bake at 350 degrees in lower third of oven for 15 minutes.
- To prepare **Black Brownies**, melt chocolate and 4 tablespoons butter in a large microwave-safe bowl on HIGH for 1 minute or until melted, stirring after every 20 seconds until smooth. Add granulated sugar, stirring until well combined. Add 2 eggs, 1 teaspoon vanilla, and Guinness, stirring with a whisk until well combined. Lightly spoon 1 cup flour into a dry measuring cup; level with a knife. Combine 1 cup flour and ¼ teaspoon salt, stirring well. Add flour mixture to chocolate mixture, stirring to combine. Pour mixture evenly over Tan Brownies.
- Bake on the center rack at 350 degrees for 25 minutes or until a wooden pick inserted into center comes out almost clean. Cool in pan on a wire rack; cut into squares. Yield: 32 servings.



**GWRRA Chapter N2
Address Book** - Mem-
bers--See *Brad* or
Shirley Rodger to obtain
your updated Chapter N2
address book.



GAME NIGHT

Friday, March 5

6:00 p.m.

American Legion Hall
307 Charles Street
Humble, TX



The concept of our monthly game night originated as a group activity that could take place within the chapter--rain or shine or hot or cold. Let's face it, not every month of the year provides ideal riding weather, depending on where you reside. It has become a favorite event within our chapter. Come join us for fun, fellowship, and food. Bring a snack to share...most of the time our spread is equivalent to a sit down meal...ha...and your favorite game. Game Night is a fun way to "tax" your brain in a good way! Hope to see you soon!

Breakfast @ Kelley's

(I-45)

Sunday, March 7



Meet at Little Mexico (Humble, TX) at 8:00 a.m. Weather permitting and following breakfast, *Steve Fleming* will be leading the group on a ride to the Texas Monument and the Battleship of Texas. Think small when you make your food selection at Kelley's. Their portions are "TEXAS" size!



GOT NEWS...Forward your articles, etc., to Sharon Rainwater at rainwatersharon@yahoo.com.

CHAPTER M-2 GARAGE SALE

Bob Lunsford's Northwest Honda Parking Lot
(East side of I-45 between West Road and W.
Mount Houston Road)

Saturday, March 6

7:00 a.m.

Tools, Household Items, Clothes, and More
also available

Hot dog plates, drinks, Rider Education,
candy, & T-shirts


All proceeds benefit the Pediatric Brain
Tumor Foundation

Cochon de lait

(Cajun Pig Roasting)

Saturday, March 13

11:00 a.m. -



@Paul & Mari Richs' home

11058 Spring Lane, Cleveland, TX

Everyone is invited to join us at Paul & Mari Richs' house for some yummy "fixins." The event will be hosted by Gary & Marie Rabalais with the Cajun pig roast and jambalaya prepared by Gary's sister's husband, Ted, from Louisiana. We will have roasted pig, jambalaya, baked beans, and potato salad and water and ice tea. The cost is \$5 per person to cover the cost of the pig and jambalaya. See *Linda Seligman* to sign up and pay. Please bring either a snack or dessert.

Bob Lunsford's Northwest Honda

Spring Ride to

Washington on the Brazos

Sunday, March 14

Join us for FUN-GAMES-PRIZES

BBQ Dinner

\$5 pp/must sign up by March 12

10:00 a.m. - Meet @ Northwest Honda

10:30 a.m. - Leave Northwest Honda

For this event, Chapter N2 is meeting at Little Mexico (Humble, TX) at 9:30 a.m. to ride over to Northwest Honda as a group.



Blessing of the Bikes

St. Martha's Catholic Church
(2302 Oak Shores Drive, KW)

Saturday, March 20
1:00 p.m.

Thanks Gary and Marie for making the arrangements!

18th Annual Houston Ride for Kid

All proceeds benefit the Pediatric Brain
Tumor Foundation

Sunday, April 25

Humble Civic Center

(8233 Will Clayton Pkwy., Humble, TX)

Registration - 8:00 a.m. - 9:45 a.m.

Police escorted ride - 10:00 a.m.

Riders on all makes and models are welcome
For more information, call 800-253-6530 or go to www.rideforkids.org. If you haven't set up your First Giving Page and would like some guidance, contact *Carolyn Thomsen* at Wngldr98@yahoo.com

GWRRRA

Texas Chapter J

invites you to their

24th Annual Fool's Run Rally

Saturday, April 3

Cowboy Honda Dealership
(1280 I-10 S, Beaumont, TX)

Registration - 9:00 a.m./Closing - 2:00 p.m.

\$12 (GWRRRA members)/\$15 (nonmembers)

Raffles-Door Prizes-Games-Silent Auction

Lunch & Year Bar included in Registration



See if you can find your GWRRRA number in the newsletter. Let *Steve Seligman* know before the next chapter meeting and win a little something!



Kudos to..

- Jim & Beth Hartley** - for hosting Super Bowl gathering
- Rex & Ann Mix** - for hosting chapter Valentine Party at Outback Steakhouse
- Jim Hartley** - for sharing his DQ gift card



- Steve & Billie Fleming** - for treating our chapter to some yummy Mardi Gras King Cakes
- Paul & Mari Rich** - for opening up home for the Pig Roast
- Gary & Marie Rabalais** - for hosting the Pig Roast
- Rabalais' brother-in-law, **Ted** - Pig roasting cooking talent

**FEBRUARY 2010
RIDE/EVENT PARTICIPATION REPORT**



<u>DATE</u>	<u>EVENT</u>	<u>#OF BIKES</u>	<u>#OF PARTICIPANTS</u>
2/05/2010	Game Night	3	18
2/06/2010	Sweetheart Dinner	1	36
2/07/2010	Chapter Breakfast	6	11
2/07/2010	Super Bowl	1	10
2/15/2010	Ride to Bob's Taco Stand	6	15
2/17/2010	Chapter Dinner (Tin Roof)	1	17
2/20/2010	First Aid/CPR	2	13
2/27/2010	Chapter Gathering	7	36

WINTER ITCH...DRY SKIN



Definition

Dry skin is most common in your lower legs, arms, flanks (sides of the abdomen), and thighs. The symptoms most often associated with dry skin include:

- Scaling
- Itching
- Cracks in the skin



Common Causes

Dry skin is common. It happens more often in the winter, when cold air outside and heated air inside cause low humidity. Forced-air furnaces make skin even drier.

The skin loses moisture and may crack and peel, or become irritated and inflamed. Bathing too frequently, especially with harsh soaps, may contribute to dry skin.

Home Care

It may help to change your bathing habits:

- Keep baths or showers short
- Use warm (not hot) water.
- Use as little soap as possible. Limit its use to face, armpits, and genitals, if you can. Try mild cleansers like Aveeno or Cetaphil or mild soaps like Neutrogena or Dove.
- Dry your skin thoroughly but gently--pat, DON'T rub.
- Take baths or showers less often.

Also, increase skin and body moisture:

- Use bath oils and moisturizers at least daily. Thick, greasy moisturizers work best. Avoid products with alcohol. Apply just after a bath or shower, when your skin is still damp.
- Use a humidifier if the air is dry.
- Drink plenty of water throughout the day. Apply cool compresses to itchy areas, and try over-the-counter creams or lotions, if your skin is inflamed. If this is not enough, talk to your doctor about possible prescription lotions.

(Source: www.healthline.com)



CHAPTER N2 MONTHLY WEDNESDAY NIGHT MEALS

MARCH

Steve & Billie Fleming

Wed., March 17, 2010 - (Zio's Italian Kitchen - 20380 Hwy. 59, Humble, TX)

APRIL

Mike & Robin Thacker

MAY

Carolyn Thomsen

JUNE

Mark & Robin Smith

JULY

Gary & Stormy Young

AUGUST

Dolly Ard

SEPTEMBER

Jim & Lynn Flournoy

OCTOBER

Paul & Marie Rich

NOVEMBER

Gary & Marie Rabalais

DECEMBER

Marty & Donna Uphoff

ALTERNATES: *Ricky & Karen Frazier, Rex & Ann Nix, and Bob Moorehead*

ST. PATRICK'S DAY

WORD MAZE




A E L D P K A E W D N
 E M A U V C B N O P E
 R E C B M G E R I L U
 I R E L A N D S U E W
 R A L I R H D H R G Q
 U L T N C S N A K E S
 I D I S H X C M E N G
 J E C L O V E R S D Y
 E W A D E F V O G H X
 S T P A T R I C K Y E
 W D R V M O I K U A W



- | | |
|---------|------------|
| CELTIC | SHAMROCK |
| IRELAND | SNAKES |
| MARCH | EMERALD |
| CLOVER | ST PATRICK |
| DUBLIN | LEGEND |

183481



March Madness
 March 25 - 27, 2010
 Your Region H Rally
 Marshall, Texas



DATES TO REMEMBER...

- 4/8 - 10/2010 Louisiana Rally
- 5/6 - 8/2010 Texas District Rally, Killeen, TX
- 5/27 - 29/2010 Arkansas Rally

**GWRRA CHAPTER N2
HUMBLE, TEXAS
MARCH 2010**

SUNDAY	MONDAY	TUESDAY	WEDNESDAY	THURSDAY	FRIDAY	SATURDAY
					Game Night American Legion Hall 6:00 PM 	Pine Tree Ride Nix Flying J 8:00 AM Pre fed
	1	2	3	4	5	6
Breakfast Kelley's I-45 Little Mexico 8:00 AM Ride to Texas Monument & Battleship Texas						Pig Roast Rich 11:00 AM
7	8	9	10	11	12	13
NW Honda ride to Washington on the Brazos Little Mexico 9:30 AM (prepay at NW Honda \$5 per person)			Social Dinner - Zio's Flemings 7:00 PM 			Chapter Gathering American Legion Hall 6:00 PM Blessing of the bikes 1:00 PM St Marthas Woodland Hills Dr near Northpark
14	15	16	17	18	19	20
Ride to Rudy's Hartley Little Mexico 2:00 PM				Region H Rally - Marshall, TX		
						Maintenance Day Flournoy's garage Splendora 8:30 AM Potluck for lunch
21	22	23	24	25	26	27
28						


Birthdays

Gary Young	3/10
David Sanborn	3/10
Dolly Ards	3/10
Jeff Ingram	3/18
Marie Rabalais	3/20

Anniversaries

Larry & Debra Turnbull	3/1
------------------------	-----

**GWRRA CHAPTER N2
HUMBLE, TEXAS
APRIL 2010**

SUNDAY	MONDAY	TUESDAY	WEDNESDAY	THURSDAY	FRIDAY	SATURDAY
					Game Night American Legion Hall 6:00 PM  Good Friday 1	2 3
Easter				Louisiana District Rally - Lafayette, LA		
4	5	6	7	8	9	Ride for the Bear Lindsay Foundation 8:00 AM Register 9:00 AM KSU Walmart in Porter 10
			Social Dinner Thacker 7:00 PM		Co-rider class Seligman's 7:00 PM	Bluebonnet Ride Rainwater 8:30 AM (pre-fed) Flying J
11	12	13	14	15	16	17
				Training for Ride for Kids workers 7:00 PM FMC-Beltway 8		Chapter Gathering American Legion Hall 6:00 PM Setup chairs for Ride for Kids
18	19	20	21	22	Handbell Concert	
					23	24
Ride for Kids 8:00 AM register Humble Civic Center						
25	26	27	28	29	30	

Birthdays

Leo Hannon	4/17
Steve Seligman	4/20
Jim Flournoy	4/24

Anniversaries

--

Did you find your GWRRA number? Keep looking!

"N2" Apparel

Yellow/black polo shirts with logo: \$25.00

Grey T-shirts with logo:
Short sleeve \$10.00
Long sleeve \$12.00

Yellow T-shirts with logo:
Short sleeve \$10.00

Black denim vests \$25.00

Contact Randy or Sharon Rainwater

TEXAS CYCLE CHROME



Wing and Cruiser Accessory Headquarters

Chrome, Safety, Convenience and Maintenance Items

713-983-8700 or 866-983-8701

17352 Northwest Freeway, Houston, TX 77040

10:00AM - 6:00PM Monday - Friday / 12:00PM - 5:00PM Saturday / Closed Sunday

www.texascyclechrome.com

WILD WEST HONDA

22515 KATY FRWY.
KATY, TX. 77450

SALES: 281.392.8850
SERVICE: 281.3928940



BOB LUNSFORD'S

Northwest Honda

HONDA

COME SEE THE NEW GOLDWING

YOUR ONE STOP HONDA SHOP

SALES	(281)447-3476
PARTS & ACCESSORIES	(281)447-6337
SERVICE	(281)447-0316

10102 NORTH FREEWAY, I-45 AT WEST





Honda of Houston



Honda of Houston offers great prices on tires and tire installation. Why pay more?

For 2007 Honda of Houston has an expanded selection of Goldwings in stock.



Heated seats Heated grips Premium audio

New for 2007

GPS



Warm air vents



Now open Mondays

Monday - Friday - 9:00 am to 7:00 pm

Saturday - 9:00 am to 6:00 pm

Now open Mondays

Service opens at 8:00 am Monday - Saturday

**12655 West Road
Houston, TX 77041
281-506-1388**



WWW.HONDAOFHOUSTON.COM



We carry a full line of parts, accessories, and riding gear for you and your Goldwing.

Sign up today for your Rider Rewards Card and receive discounts all year long.

Stubbs 59 Powerports
10430 Southwest Freeway
Houston, TX 77074
(713) 772-7771
www.stubbs59.com



Stubbs Cycles
4436 Telephone Rd.
Houston, TX 77087
(713) 644-7535
www.stubbscycles.com

**Two
Locations in
Houston**



We offer insurance directly from our stores. We can insure your motorcycle as well as your truck, car, ATV, RV or boat.

Want to learn how to ride? We offer Rider's Edge New Rider Courses at our Harley-Davidson locations. Call (713) 644-7535 for Stubbs Harley-Davidson in Houston or (281) 991-4275 for San Jacinto Harley-Davidson in Pasadena.



We Sell Fun!



A Full Line Of



**Honda Gold Wings
and Accessories!**

New Owners!

New Attitude!



Travel In Style With



Bushtec Trailers

2901 Spencer Hwy.

www.pasadenahonda.com

713-941-5920