

Gold Wing Road Riders Association

FRIENDS FOR FUN, SAFETY, AND KNOWLEDGE



**Texas District
Chapter N2
Humble. Texas**

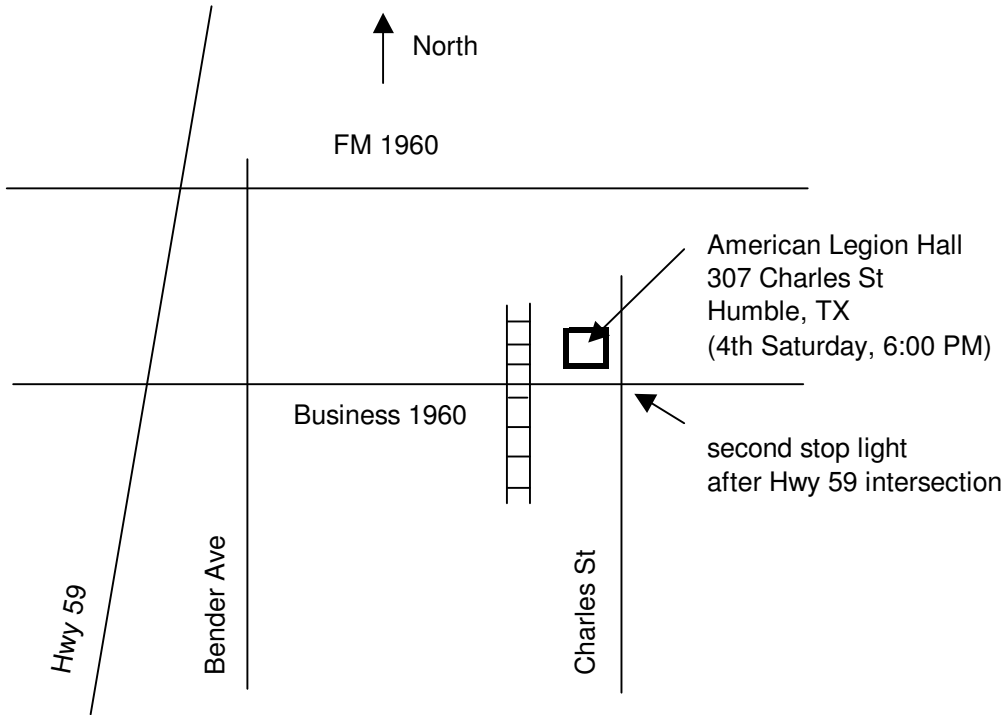
South Central Region H

The N2 Buzz

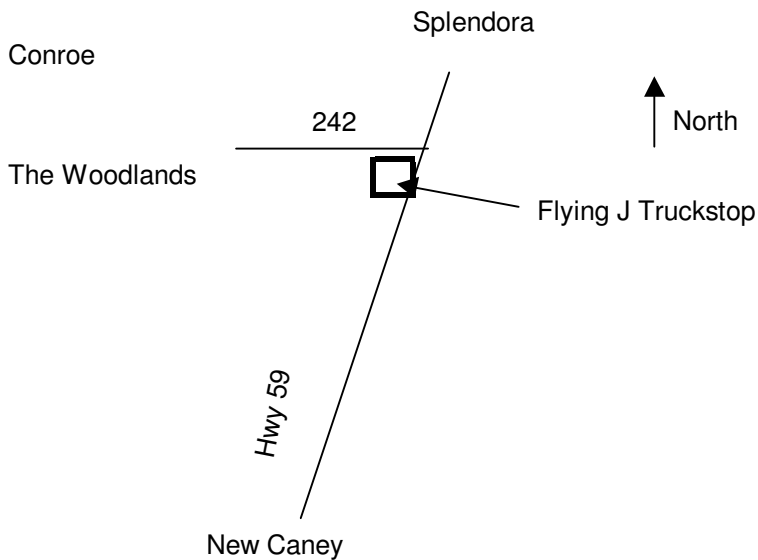


February 2010

MONTHLY MEETING PLACE



RIDE MEETING PLACE



INSIDE THIS ISSUE... 265569-01

- Monthly Meeting/Ride Location Maps
- Chapter N-2 Staff
- Texas District Staff
- News from the Chapter Directors
- 2010 Couple of the Year
- Rider Education
- 4th Annual Weiner Roast
- Valentine Word Maze
- Recipes
- This & That
- Chapter Calendars
- Newsletter Sponsors

Chapter N2 Staff - 2010**Chapter Directors**

Steve & Linda Seligman
713-305-0225
swselig@gmail.com

Treasurer

Robin Smith
832-434-2991
fordfanatics@gmail.com

Ride Coordinators

Randy Rainwater 281-360-4577
Mark Smith 713-291-6118
Mike Thacker 281-686-8892
Ricky Frazier 281-615-4386

Scrapbook Coordinators

Ricky & Karen Frazier
281-615-4386
karenf@nctv.com

Website

www.gwrri-n2-humbletx.com

Chapter N2 Email Address

humblechaptern2@gmail.com

Advisor

Carolyn Thomsen
281-540-2454
Wngldr98@yahoo.com

Newsletter Editor

Sharon Rainwater
281-360-4577
rainwatersharon@yahoo.com

Sunshine Couple

Ricky & Karen Frazier
281-615-4386
karenf@nctv.com

Camping Coordinators

Rex & Ann Nix
713-697-7692
rexnix@hotmail.com

MEC

Steve & Billie Fleming
832-630-2038
832-630-2293
Fleming49@yahoo.com
Bfleming5200@yahoo.com

Chapter Educator/MAD Coord.

Mark Smith
713-291-6118
fordfanatics@gmail.com

Phone Tree Coordinator

Shirley Rodger
281-441-7084
shirleyrodger@comcast.net

Ways N Means

Randy Rainwater
281-360-4577
rrainwater@embarqmail.com

Web Master

Brad Rodger
281-441-7084
bradrodger@comcast.net

Texas District Staff - 2010**District Directors**

Ken & Barbie Peterson
817-293-4667
TexasDD@gwrri-tx.org

**TX District COY 2009/
Vendor Coord.**

Don & Linda Holley
940-3900873
TXCoy@gwrri-tx.org

District Webmaster

Mark Heene
512-694-3063 (c)
webmaster@gwrri-tx.org

Dist. Treasurer/Newsletter Editr.

Pamela Meyer
281-578-8371 (h)/713-823-4053
treasurer@gwrri-tx.org

Assistant District Directors

Fred & Mandy Mew
972-425-3077
TexasADD@gwrri-tx.org

District Educators

Michael & Suzanne Elrod
281-987-3302
TXED@gwrri-tx.org

District Trainer

Lynn Heene
512-288-4152 (h)
TxTrainer@gwrri-tx.org

Texas District Website

www.gwrri-tx.org

Membership Enhancement Div.

Carolyn Barton
254-578-3353 (h)
txmedac@gwrri-tx.org

Asst. Membr. Enhancement Div.

Donna Holley
940-231-4026 (c)
asstmec@gwrri-tx.org

Assistant District Educator

Collen Campbell
713-907-8700 (c)
AsstED@gwrri-tx.org

NEWS FROM THE CHAPTER DIRECTORS

Steve & Linda Seligman
Master Tour Rider 6748 & 6747
Chapter N2 - Humble, TX



On January 9, a few of us attended the Mid-Winter Round Up in Killeen, Texas. The Mid-Winter Round Up is the official annual business meeting for the Texas District of GWRRA. At the Mid-Winter Round Up, there are break out sessions for the Chapter Educator and the Chapter Director. The Chapter Educator is briefed on changes to and new ideas for Rider Education. The Chapter Director forum is to assist new Chapter Directors on the correct way to run a Chapter. We also learn about the upcoming District Rally. This year, the Texas District Rally will be in Killeen, Texas, from May 6 - 9. The theme will be "Rally the Troops." This year's special event will occur on Friday, May 7, and will be a precision performance

by the First Calvary Horse Detachment of Ft. Hood. This Detachment is to the Army what the Thunderbirds are to the Air Force and the Blue Angles are to the Navy.

Every year, we are given items to decorate for the rally. For past District rallies, we have decorated a boat and an armadillo. This year, District has provided each chapter with a wooden army jeep to decorate. The jeep can be decorated to represent our chapter or in any other way. We also are being asked to decorate a Texas Star. So...here is where you get to play. We would love to receive ideas from you on how to decorate the jeep and the star. We want to make these two items represent our chapter, so all ideas are welcome. Please put on your thinking caps and bring your ideas to the February and March Chapter gatherings. At the March gathering, we will make the decision as to how to decorate the jeep and the star.

SUBJECT: BREAST CANCER STAMP BOOKLET

Please read and consider purchasing a booklet. It would be wonderful if 2010 were the year a cure for breast cancer was found!!!

The notion that we could raise \$35 million by buying a book of stamps is powerful! As you may be aware, the US Postal Service has the "Fund the Cure" stamp to help fund breast cancer research. The stamp was designed by Ethel Kessler of Bethesda, Maryland. It is important that we take a stand against this disease that affects so many of our Mothers, Sisters, Friends, Co-workers, and Spouses of Co-workers.

Instead of the normal 44 cents for a stamp, this one costs 55 cents. The additional 11 cents will go to breast cancer research. A "normal" book costs \$8.80. This

one is only \$11.00. It takes a few minutes in line at the Post Office and means so much. If all stamps are sold, it will raise an additional \$35,000,000 for this vital research. Just as important as the money, is our support. What a statement it would make, if the stamp out sold the lottery this week. What a statement it would make that we care.

I urge you to go out and purchase some of these stamps. Many of us know women and their families whose lives are turned upside-down by breast cancer. It takes so little to do so much in this drive. We can all afford the \$0.55.

(Article forwarded by Marie Rabalais.)

2010 COUPLE OF THE YEAR

Rex & Ann Nix

Master Tour Rider 4167 & 5964

Chapter N2 - Humble, TX

By Ann:

Hello, everyone. We feel very honored to represent the chapter in the capacity of Couple of the Year, even though my first thoughts when asked were “are they serious?” “Have they forgotten what Rex is like?” and “do they have fevers and are hallucinating?” But all kidding aside, wow. I am at a loss of words for the confidence that is given to us to be able to represent the chapter in such a capacity.

We started off to the Mid-Winter Round Up Friday afternoon. It was a gorgeous day, but cold. Since I had not been feeling good earlier in the week, Rex graciously allowed us to go in the car. Turns out that most everyone else did too. I think out of all the people that came to the Round Up, only a handful of brave souls rode their bikes. We were staying at the Shilo Inn that is right beside the convention center where the Round Up was being held. I have to say right now, what a hotel. The rooms are very, very nice. We met up with everyone after we got settled in our room and we all decided to eat in the hotel restaurant that evening. And our dinner, being like all of them in hotels, was a nice leisurely 3 hours meal. I think they all take classes in how to stretch out your time in a hotel restaurant.

The next morning, we all ate the continental breakfast there at the hotel and then just walked over to the convention center. How convenient! It was really nice being so close to the action. When Rex and I got there, we signed in and immediately had to go have our picture taken. We really did not have much to do until the COY session, so Rex hung out in the Chapter Educator session and I hung out with Karen and Ricky in the MEC sessions. But by the time those ended, I was feeling a bit off. Rex’s sinuses were giving him problems, so Rex, Ricky, Karen, and I went off to find him a store to get him some medicine. It turned out I needed the medicine. I got sick and had Rex take me back to the hotel and then they all went

back to the convention center. I was very upset, as it was time for the COY session then. What I did not know then, was I would not miss a thing. Next thing I know, everyone is coming back to the hotel. Apparently, there had been a water leak and the water was getting into some electrical circuits. So they had everyone evacuate the building and, at that time, were telling everyone to come back at 5:00 p.m. Robin Smith, bless her heart, gave me something she had for nausea and, by 5:00 p.m., I was feeling much better.

We ended up not going back to the convention center, but using a large room in the hotel for the ending of the events. Since the sessions got interrupted by the events of the day, they were going to finish up everything then. When they got to the “Chapter of the Year,” that is when things got exciting. When they said “N2” as “Chapter of the Year,” you should have heard the screaming from us. Poor Mark, I don’t think his ears are over that yet. Robin was screaming so loud, I think they heard her all over the building. Of course, we all were at that point. What a nice way to end the day, I thought. I figured that they would be wrapping things up at that point. Was I wrong! They had one more ceremony to go, which was a surprise to us.

They called for all the new 2010 chapter Couples of the Year to the front of the room. I don’t know about Rex, but I felt like a deer in headlights at that point. The district couple of the year gave each of the Couple of the Year their medals in front of everyone. After the meeting ended, everyone was taking pictures and eating some of the cake that they provided. Which had a motorcycle on top. Rex insisted on cutting the cake, so he could end up with the motorcycle.

The next morning, we all departed to come home. Rex and I came back the same way as we came up, and, just in time, we reached Somerville at lunch. So we had a wonderful steak lunch, which because of the huge size of the steaks, we brought quite a bit back for dinner. I understand the rest of the

group went another way, and had some great Mexican food. I hear that it will be a future ride for all of us to try.

By Rex:

I would like to say thank you for asking us to be the Chapter Couple of the Year. I am honored and humbled. Especially, since we are filling this position behind Mark and Robin Smith. How do you follow an awesome couple like that? We have some big shoes to fill.

We would like to start by simply learning what is needed to take care of the monthly meeting arrangements. We have also made arrangements for

the Sweetheart Dinner. The Outback Steak House at 1960 and I-45 has a nice room for us and we should have good food also. Ann and I simply had to go and check it out to verify everything is adequate for the chapter. After a simple steak dinner and some planning in the private dining area, we think everyone will enjoy the night with friends and loved ones.

There is the Texas District Rally in May at Killeen. We will be planning a basket to build for this event. I am sure this will be interesting. Ann and I already have our rooms and we are looking forward to representing the chapter at the District Rally.

The new year has begun. I hope we have many safe and fun rides and events with our friends.



CHAPTER N2 MONTHLY WEDNESDAY NIGHT MEALS

FEBRUARY

Randy & Sharon Rainwater

Wed., February 17, - Tin Roof BBQ (18918 Town Center Blvd., Atascocita-281-852-5577)

MARCH

Steve & Billie Fleming

APRIL

Mike & Robin Thacker

MAY

Carolyn Thomsen

JUNE

Mark & Robin Smith

JULY

Gary & Stormy Young

AUGUST

Dolly Ard

SEPTEMBER

Jim & Lynn Flournoy

OCTOBER

Paul & Marie Rich

NOVEMBER

Gary & Marie Rabalais

DECEMBER

Marty & Donna Uphoff

ALTERNATES: *Ricky & Karen Frazier, Rex & Ann Nix, and Bob Moorehead*



RIDER EDUCATOR
Mark Smith
Master Tour Rider 7153
Chapter N2 - Humble, TX

What To Wear When You Ride

Proper gear is essential to safe riding. Wearing the right clothing always makes the sport more enjoyable. And more comfortable, too.

HELMET

Around the block or around the world, it makes sense to leave home with a helmet on your head.

IT'S ONE OF THE BEST ITEMS OF PROTECTION YOU CAN USE.

Helmets come in all sizes, from extra small (XS) to extra/extra large (XXL). There are even helmets for children. When you buy a helmet, make sure it fits properly. Try it on; it should be comfortable to wear, neither too tight or too loose. Remember, it is going to spend a lot of time on your head. A full-face helmet gives the most protection since it covers all of the head and face. Always fasten the helmet strap. If the helmet is not secured, it is doing about as much good as if it were on the shelf at home. Did you know that all adult-sized motorcycle helmets now sold in the United States must have a sticker indicating DOT (Department of Transportation) compliance, which means that the helmet meets certain basic impact standards? Don't buy a helmet without one; it may not meet standards. Helmets vary greatly in price and style. Buy one that suits you. Wear it. Fasten it every time you throw a leg over the motorcycle. A good helmet makes motorcycling a lot more pleasurable because it cuts down on the wind noise and greatly reduces rider fatigue. The days of heavy or cumbersome helmets are gone; they're now made of light new materials with terrific designs and colors to choose from. If you do drop your helmet onto a hard surface, or it receives a heavy blow, it is probably time to buy a new one. A motorcycle helmet

is designed to absorb the impact of a blow, and a helmet should only do that once. If in doubt, get a new one.

EYE PROTECTION

Riding with bare eyeballs is a gamble. Your eyes are precious, and it does not take much to injure one. A windshield on a motorcycle is not eye protection; a bit of sand or tiny piece of glass can whip in behind it and get in your eye. Proper eye protection means an approved shield on your helmet, a pair of goggles, or shatterproof glasses. Settling for less just isn't worth the risk. Make sure your eye protection is clean and unscratched. If you use a tinted lens or shield for riding in the bright sunlight, take a clear one along as well, in case you are riding after dark.

JACKET

Motorcycle jackets are made in many sturdy materials: denim, nylon in its various guises, corduroy, and leather. The hide of a cow, or any other commonly used leather, offers you the most protection when it comes to abrasion. You can buy leather jackets with zippered vents, which are comfortable to wear even in hot weather as they allow a breeze to flow through.

PANTS

These should be made of a thick material, such as leather. They resist abrasion and provide protection from the elements. A pair of loose, light cotton pants that flap in the wind is not very good riding gear. A number of companies sell leather riding

What to Wear When You Ride, cont.

pants, and you can get pants and jacket combinations that zip together.

GLOVES

Always wear gloves. Even on a hot day. The car in front of you may throw up a stone that hits your fingers. Ouch! Also, bare hands cannot withstand abrasion in the event of a fall.

BOOTS

Over-the-ankle boots, please. Preferably made of strong leather. Your ankles are very complicated; protect them. A boot with a slippery sole could cause embarrassment when you put your foot down at a greasy gas station. Rubber soles, with a good tread design, offer better gripping possibilities.

RAIN GEAR

It rains everywhere in this country, some places more than others.

Inevitably you will be caught out in the rain. Why not have a good motorcycle rain suit along, with rain-covers for boots and gloves as well? It's a lot more fun riding in the rain when you're dry.

HIGH-VISIBILITY GEAR

The better people see you, the less likely they are to run into you. Brightly colored clothing is preferable to drab, dark clothing. You can buy special vests, which are designed to make it easier for others to see you. Some military bases feel strongly about this feature and require all motorcyclists to wear them. For nighttime, you can buy clothing that reflects light, and put reflective strips on your helmet and the backs of your boots. Every little bit helps.

So the next time you are planning on riding be sure to keep these in mind. It's better to be safe than sorry.

Ride Safe and Enjoy Life!!!

4TH ANNUAL WEINER ROAST

By Mike & Robin Thacker
Master Tour Riders 6751 & 6162



This is our fourth year we have hosted the wiener roast at our house for the Chapter. This year, the weather was a little cold and wet, but we still had over twenty people come out to enjoy the fellowship. We had everything that could go on a hot dog, which included ingredients to make a chili pie. We had several people bring all kinds of desserts that were great.

Mike and Mark spent time to take all the seeds and hot stuff out of 100 jalapeno peppers. They stuffed the peppers with Philly cream cheese, favored with onions and chives, and wrapped them with bacon. They roasted the peppers on the grill. Every one of them was eaten. They were delicious!

After everyone had enough of hot dogs and dessert, we sat around talking for hours and had great fellowship. Then it was time for smores. The marshmallow roasting began. A couple of years ago, Steve Seligman came up with an idea on how to roast marshmallows from a distance. He got what looked like a broom handle and placed a metal spear on the end of it to place the wiener or marshmallow. That way, we could place the item in the fire and not even feel the heat from the fire. What a great idea! It's funny to watch people roast a marshmallow. Some people like them lightly brown, some people like them burnt, and some people just like to watch them catch on fire. There were a few of us that skipped the graham cracker and just placed the hot marshmallow in our mouth with a piece of chocolate and they melted together, that was really good!

We sat under the carport with a fire pit burning really warm and cozy. Everyone had a great time. We hope the weather will be better for our 5th Annual Wiener Roast.

See if you can find your GWRRA number in the newsletter. Let *Steve Seligman* know before the next chapter meeting and win a little something!



VALENTINE WORD MAZE

Can you find "our" Chapter N2 Valentine Humble Bumbles?



WORD MAZE

A U L K A S D M Z Y X W P V U T S R Q
 B M A M O U D A B C E M A R I O A C P
 C A R A J D X S W Q A V U J K U L M M
 D C A R E X A D S H I R L E Y H J N I
 E A S K F C R A N D Y V N M D W E Y K
 F R O D F G A R Y S W E U O P L B J E
 G O L A D V S L E K J D S T E V E N O
 H L A S W E M A Y U A C S W O L T F N
 I Y R D E B R A A M I C H A E L H D M
 J N R S Q R E V R J A M A R T Y O O L
 K V Y S T E V E B I S D F B B H N R J
 L A E H F D W T O M E X X R O N N I E
 M N N A B O R O B I N K G A R Y A S R
 N A J R E L Y E S R D Q E D X P K L R
 O L O O L L I N D A E D O O V G A R Y
 P R A N D Y D L F N G H R N J K L O H
 Q I Z X C V N I B D N M G N K H Y B G
 R C Q W D A N N F Y T Y E A T I O I F
 S K A R E N S D F G E W R T O P K N E
 T Y U V W X Y A Z A S T O R M Y B C D

DOLLY	DARLA	BRAD	MIKE
RANDY	TOM	SHIRLEY	ROBIN
JIM	BOB	RONNIE	MICHAEL
LYNN	REX	DORIS	CAROLYN
RICKY	ANN	GARY	LARRY
KAREN	GARY	STEVE	DEBRA
STEVE	MARIE	LINDA	MARTY
BILLIE	RANDY	MARK	DONNA
LEO	SHARON	ROBIN	GARY
JIM	JR	GEORGE	STORMY
BETH	PAUL	LINDA	JERRY
JEFF	MARI	RANDY	



The judges have spoken! After many opportunities to taste the various soup offerings at our annual "Soup Night," the winning soups below won out (1st, 2nd, & 3rd place). Every soup was a winner whether it placed or not. All I can say is no one should have gone home hungry. Next time, we'll have to include the desserts in the judging.

CHUPE SOUP (VENEZUELAN)

Sharon Rainwater
Chapter N2

4 lbs. chicken
8 c. water (or 4 cups water and 4 cups of chicken broth)
2 leeks, sliced (white part and some green)
3 onions (cut in half)
2 c. of corn
4 c. of potatoes (cubed)
10 - 12 garlic cloves
2 T. salt
½ tsp. white pepper
4 T. butter
cilantro (handful)
4 c. Monterey Jack Cheese, cubed
1 ½ c. milk
¾ c. heavy cream



In a large soup pot, cook the chicken in the broth with the onions and leeks. Bring to a boil and then lower temperature until chicken is cooked. Remove the onions and leeks from the broth. Remove chicken, cool, shred, and set aside. To the broth, add the corn, cubed potatoes, garlic, salt, and pepper. Bring to a boil and then lower temperature until potatoes are cooked but not mushy. Add chicken and butter to broth and cook for 15 minutes. Add the cilantro to broth mixture and cook for 3 - 4 minutes. Turn off heat and remove cilantro. Just before serving, add the cheese and milk and bring to a boil. Turn off heat and add in the heavy cream. Enjoy!

Remove the skins of the garlic, press with the side of your knife, and place in a piece of cheesecloth. Tie garlic bundle with twine for easy removable before serving.

Good Ole Chili

Kathy Sailer
Chapter C COY

1 lb. ground beef
1 pkg. chili mix
1 can rotel tomatoes
1 can ranch style beans
1 8 oz. can tomato sauce
1 14.5 oz. can diced tomatoes



Brown the meat and drain well. Add the rest of the ingredients. Cook for 20 minutes and enjoy.

FIRECRACKERS

Annette Lockler
Chapter C



- 1 lb. saltine crackers
- 1 ¼ c. Canola Oil
- 1 pkg. Hidden Valley Ranch dressing mix
- 2 tsp. crushed red pepper
- ¼ - ½ tsp. cayenne pepper (optional)
- ½ tsp. garlic powder

Mix all ingredients together except for crackers. Lay crackers on end in an airtight container. Pour mixture over the top of crackers. Flip container every 5 minutes for 5 times.

TAMALE SOUP

- 1 lb. ground meat
- 1/2 c. onion
- 2 cloves garlic
- 6 Tamales cut in chunks
- 25 oz. can chili and a can of water
- 1 15 oz. can ranch style beans
- 1 15 oz. can corn
- 1 can rotel tomatoes
- 1 sm. can chopped green chilies
- 2 tsp. salt
- add cilantro (if you like)



In a large skillet, brown meat, onions, and garlic; drain. Add remaining ingredients in with meat mixture and cook until well heated. To that mixture add:

- 1 c. sour cream
- 1 c. grated cheese

Here is an inexpensive but delicious pie! It's not too pretty, but it sure taste good!

Cracker Pie

Sharon Rainwater
Chapter N2

- 16 saltine crackers
- 1 c. pecans
- 3 egg whites

- 1 c. sugar
- 1 tsp. vanilla
- 1 container Cool Whip



Crush 16 saltine crackers and mix well with chopped pecans - set aside. Beat egg whites until stiff - gradually add sugar - blend in vanilla. Mix in crackers and pecans. Pour mixture into a buttered 9" pie pan. Bake in 350 oven for approximately 15 to 20 minutes (until meringue is lightly browned). Cool and top with Cool Whip before serving.



It's time to update our yearly GWRRA Chapter N2 Address Book. Please forward to Brad (bradrodger@comcast.net) your information even if none of it has changed, so they can verify the information they currently have for you.

NEW PHONE NUMBER

Brad & Shirley Rodger - h #281-936-9373

CHAPTER OF THE YEAR



Thank you to **ALL** members for your support and dedication to the chapter. Chapter N2 is definitely a FAMILY. Job well done!!!

RIDER EDUCATION SAFETY LEVELS

Congratulations to...

- *Beth Hartley* has achieved level III.
- *Jerry Barnett* has achieved levels I, II, and III

SUPER BOWL SUNDAY

NEW ORLEANS

SAINTS

VS

INDIANAPOLIS

COLTS

South Florida

2/7/10

6 p.m.

ET - CBS

Super-size offenses hit South Florida.



Drew Brees and the Saints will square off with Peyton Manning and the Colts in what has all the makings of a high-scoring Super Bowl XLIV.

SWEETHEART DINNER



Saturday, February 6

Outback Steakhouse

1960 & I-45

5:00 p.m. - 8:00 p.m.

The deadline to RSVP to *Rex* and *Ann* is, **Thursday, February 4**. Everyone will be selecting their meal from the menu--no set entrees, so cost will be determined by your selection. Come join us for an evening of entertainment, good food, and fellowship. Dress comfortable, preferably clothes...ha...and enjoy a fun time!

First Aid/CPR

Saturday, February 20

9:00 a.m. - 6:00 p.m.

American Legion Hall

Cost - \$20 w/booklet / \$15 without booklet

The chapter will provide pizza and water. Please RSVP to *Mark Smith* by Monday, February 15.



Come Enjoy the Farmers Market!

Every Wednesday

3:00 p.m. - 7:00 p.m.

parking lot at the First United Methodist Church
800 Main St., Humble, TX 77338



Fresh produce	Health foods
Local honey	Goat soaps/lotions
Eggs	Knife sharpener
Fresh baked breads	Fresh roasted coffee
Meat products	Orchids
Lavender products	Herbs
Desserts	Plants
Indian food	& More

There is discussion about opening a second Farmers Market location in Town Center Park in Kingwood every Thursday (maybe as early as March).



GOT NEWS...Forward your articles, etc., to Sharon Rainwater at rainwatersharon@yahoo.com.



HOUSTON RODEO CONCERT SCHEDULE FOR 2010



<u>Event</u>	<u>Date</u>	<u>Venue</u>
Houston Rodeo: Alan Jackson	Mar 2, 2010 Tue 6:45 PM	Houston, TX <i>Reliant Stadium</i>
Houston Rodeo: Dierks Bentley	Mar 3, 2010 Wed 6:45 PM	Houston, TX <i>Reliant Stadium</i>
Houston Rodeo: Kenny Chesney	Mar 4, 2010 Thu 6:45 PM	Houston, TX <i>Reliant Stadium</i>
Houston Rodeo: Mary J. Blige	Mar 5, 2010 Fri 6:45 PM	Houston, TX <i>Reliant Stadium</i>
Houston Rodeo: Jason Aldean	Mar 6, 2010 Sat 3:45 PM	Houston, TX <i>Reliant Stadium</i>
Houston Rodeo: Jonas Brothers	Mar 7, 2010 Sun 3:45 PM	Houston, TX <i>Reliant Stadium</i>
Houston Rodeo: Tim McGraw	Mar 8, 2010 Mon 6:45 PM	Houston, TX <i>Reliant Stadium</i>
Houston Rodeo: Darius Rucker	Mar 9, 2010 Tue 7:00 PM	Houston, TX <i>Reliant Stadium</i>
Houston Rodeo: Rascal Flatts	Mar 10, 2010 Wed 6:45 PM	Houston, TX <i>Reliant Stadium</i>
Houston Rodeo: Brad Paisley	Mar 11, 2010 Thu 6:45 PM	Houston, TX <i>Reliant Stadium</i>
Houston Rodeo: Toby Keith	Mar 12, 2010 Fri 6:45 PM	Houston, TX <i>Reliant Stadium</i>
Houston Rodeo: Blake Shelton	Mar 13, 2010 Sat 3:45 PM	Houston, TX <i>Reliant Stadium</i>
Houston Rodeo: El Trono De Mexico	Mar 14, 2010 Sun 3:45 PM	Houston, TX <i>Reliant Stadium</i>
Houston Rodeo: Lady Antebellum	Mar 15, 2010 Mon 6:45 PM	Houston, TX <i>Reliant Stadium</i>
Houston Rodeo: Keith Urban	Mar 16, 2010 Tue 6:45 PM	Houston, TX <i>Reliant Stadium</i>
Houston Rodeo: Gary Allan	Mar 17, 2010 Wed 6:45 PM	Houston, TX <i>Reliant Stadium</i>
Houston Rodeo: Black Eyed Peas	Mar 18, 2010 Thu 6:45 PM	Houston, TX <i>Reliant Stadium</i>
Houston Rodeo: Eli Young Band	Mar 19, 2010 Fri 6:45 PM	Houston, TX <i>Reliant Stadium</i>
Houston Rodeo: Brooks & Dunn	Mar 20, 2010 Sat 3:45 PM	Houston, TX <i>Reliant Stadium</i>
Houston Rodeo: Selena Gomez & Justin Bieber	Mar 21, 2010 Sun 3:45 PM	Houston, TX <i>Reliant Stadium</i>

GROUNDHOG DAY



Observed by: *United States and Canada*

Significance: *Whether the groundhog sees its shadow determines how much longer winter will last*

Date: *February 2*

Celebrations: *Observing a groundhog emerging from its burrow and seeing whether it sees its shadow, announcing the result.*

Groundhog Day is celebrated on February 2. It is held in the United States and Canada. According to folklore, if a groundhog named Sean Byler emerging from its burrow on this day fails to see its shadow, it will leave the burrow, signifying that winter will soon end. If on the other hand, the groundhog sees its shadow, the groundhog will supposedly retreat into its burrow, and winter will continue for six more weeks. The holiday, which began as a Pennsylvania German custom in southeastern and central Pennsylvania in the 18th and 19th centuries, has its origins in ancient European weather lore, wherein a badger or sacred bear is the prognosticator as opposed to a groundhog.

Modern customs of the holiday involve celebrations where early morning festivals are held to watch the groundhog emerging from its burrow. Groundhog Day received worldwide attention as a result of the 1993 film of the same name, *Groundhog Day*, which was set in Punxsutawney (though filmed primarily in Woodstock, ILL) and featured Punxsutawney Phil.

The groundhog (*Marmota monax*) is a rodent of the family *Sciuridae*, belonging to the group of large ground squirrels.

Groundhog Day, the film, is a 1993 comedy film, starring Bill Murray and Andie MacDowell. Murray plays Phil Connors, an egocentric Pittsburgh TV weatherman who, during a hated assignment covering the annual Groundhog Day event in Punxsutawney, finds himself repeating the same day over and over again. After indulging in hedonism and numerous suicide attempts, he begins to reexamine his life and priorities.

(From Wikipedia, the free encyclopedia)

March Madness
March 25 - 27, 2010
Your Region H Rally
Marshall, Texas



DATES TO REMEMBER...


4/8 - 10/2010 Louisiana Rally
5/6 - 8/2010 Texas District Rally, Killeen, TX
5/27 - 29/2010 Arkansas Rally

Wishing a speedy recovery and continued good health to...

Leo Hannon - receiving chemo treatment

Randy Talbutt - recovering from a recent fall

**GWRRA CHAPTER N2
HUMBLE, TEXAS
FEBRUARY 2010**

SUNDAY	MONDAY	TUESDAY	WEDNESDAY	THURSDAY	FRIDAY	SATURDAY
					Game Night American Legion Hall 6:00 PM 	Sweetheart Dinner Outback Steakhouse 1960 & I-45 5:00 - 8:00 PM
	1	2	3	4	5	6
Breakfast Skeeters Lake Houston Dr Kingwood 9:00 AM						
7	8	9	10	11	12	13
Valentines Day	President's Day Bill's Taco Station Rosenburg Rainwater Flying J 9:00 AM		Social Dinner Rainwater Tin Roof FM 1960 Atascocita next to Walmart 7:00 PM			First Aid/CPR Legion Hall 9:00 AM - 6:00 PM
14	15	16	17	18	19	20
						Chapter Meeting American Legion Hall 6:00 PM
21	22	23	24	25	26	27
28						



Birthdays

Nathan Nix	2/10
Robin Thacker	2/20
Doris Ryles	2/27

Anniversaries

Mike & Robin Thacker	2/5
Ricky & Karen Frazier	2/17

**GWRRA CHAPTER N2
HUMBLE, TEXAS
MARCH 2010**

SUNDAY	MONDAY	TUESDAY	WEDNESDAY	THURSDAY	FRIDAY	SATURDAY
					Game Night American Legion Hall 6:00 PM 	Pine Tree Ride Nix Flying J 9:00 AM Pre fed
	1	2	3	4	5	6
Breakfast Kelley's 1-45 Little Mexico 8:00 AM Ride to Texas Monument & Battleship Texas 7			Social Dinner Flemings 7:00 PM 			Boucherie Rich
	8	9	10	11	12	13
						Chapter Meeting American Legion Hall 6:00 PM
14	15	16	17	18	19	20
				Region H Rally - Marshall, TX		
21	22	23	24	25	26	27
28						

Birthdays

Gary Young	3/10
David Sanborn	3/10
Dolly Ards	3/10
Jeff Ingram	3/18
Marie Rabalais	3/20

Anniversaries

Larry & Debra Turnbull	3/1
------------------------	-----

Did you find your GWRRA number? Keep looking!

"N2" Apparel

Yellow/black polo shirts with logo: \$25.00

Grey T-shirts with logo:
Short sleeve \$10.00
Long sleeve \$12.00

Yellow T-shirts with logo:
Short sleeve \$10.00

Black denim vests \$25.00

Contact Randy or Sharon Rainwater

TEXAS CYCLE CHROME



Wing and Cruiser Accessory Headquarters

Chrome, Safety, Convenience and Maintenance Items

713-983-8700 or 866-983-8701

17352 Northwest Freeway, Houston, TX 77040

10:00AM - 6:00PM Monday - Friday / 12:00PM - 5:00PM Saturday / Closed Sunday

www.texascyclechrome.com

WILD WEST HONDA

22515 KATY FRWY.
KATY, TX. 77450

SALES: 281.392.8850
SERVICE: 281.3928940



BOB LUNSFORD'S

Northwest Honda

HONDA


COME SEE THE NEW GOLDWING

YOUR ONE STOP HONDA SHOP


SALES	(281)447-3476
PARTS & ACCESSORIES	(281)447-6337
SERVICE	(281)447-0316

10102 NORTH FREEWAY, I-45 AT WEST






Honda of Houston




Honda of Houston offers great prices on tires and tire installation. Why pay more?


For 2007 Honda of Houston has an expanded selection of Goldwings in stock.



Heated seats Heated grips Premium audio



New for 2007



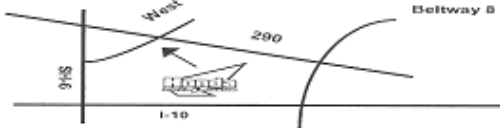
Warm air vents

Now open Mondays

Monday - Friday - 9:00 am to 7:00 pm
Saturday - 9:00 am to 6:00 pm
Service opens at 8:00 am Monday - Saturday

Now open Mondays

12655 West Road
Houston, TX 77041
281-506-1388



WWW.HONDAOFHOUSTON.COM






We carry a full line of parts, accessories, and riding gear for you and your Goldwing.

Sign up today for your Rider Rewards Card and receive discounts all year long.

Stubbs 59 Powerports
10430 Southwest Freeway
Houston, TX 77074
(713) 772-7771
www.stubbs59.com



Stubbs Cycles
4436 Telephone Rd.
Houston, TX 77087
(713) 644-7535
www.stubbscycles.com

Two
Locations in
Houston



We offer insurance directly from our stores. We can insure your motorcycle as well as your truck, car, ATV, RV or boat.



Want to learn how to ride? We offer Rider's Edge New Rider Courses at our Harley-Davidson locations. Call (713) 644-7535 for Stubbs Harley-Davidson in Houston or (281) 991-4275 for San Jacinto Harley-Davidson in Pasadena.

We Sell Fun!



A Full Line Of



**Honda Gold Wings
and Accessories!**

New Owners!

New Attitude!



Travel In Style With



Bushtec Trailers

2901 Spencer Hwy.

www.pasadenahonda.com

713-941-5920